

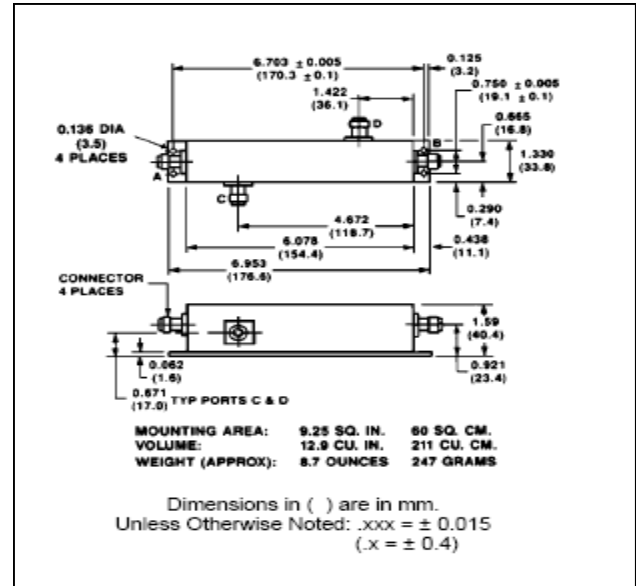
Hybrid Junction, 2 MHz - 2 GHz

Rev. V2

Features

- 0° - 180° Hybrid with 10 Octave Bandwidth
- 30 dB Minimum Isolation
- Low VSWR
- Impedance: 50 Ohms Nom.
- Input Power: 2-20 MHz: 5 W. Max
20-2000 MHz: 25 W. Max
- MIL-STD_883 Screening Available

C-21

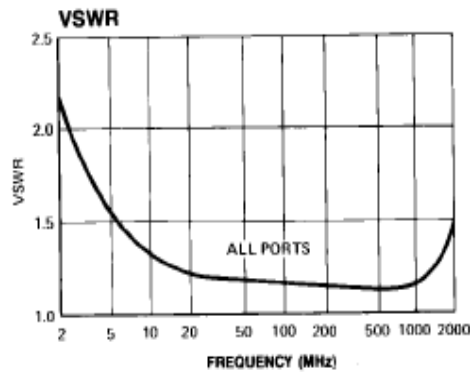
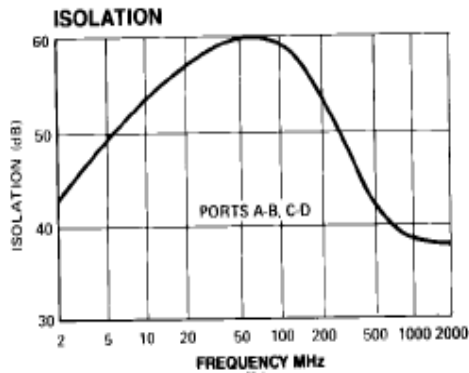
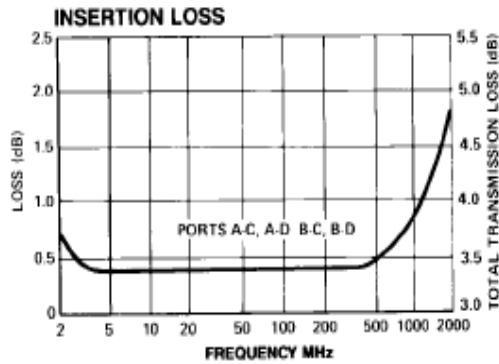


Guaranteed Specifications*: From -55°C to +85°C

Frequency Range		2-2000 MHz
Insertion Loss (less coupling)	2-5 MHz	1.7 dB Max
	5-20 MHz	1.7 dB Max
	20-300 MHz	0.7 dB Max
	300-1000 MHz	1.4 dB Max
	1000-1500 MHz	2.25 dB Max
	1500-2000 MHz	2.5 dB Max
Isolation	2-20 MHz	35 dB Min
	20-300 MHz	40 dB Min
	300-1000 MHz	30 dB Min
	1000-2000 MHz	30 dB Min
Amplitude Balance	2-2000 MHz	0.5 dB Max
VSWR	2-5 MHz	3.5:1 Max
	5-20 MHz	2.4:1 Max
	20-300 MHz	1.4:1 Max
	300-1000 MHz	1.7:1Max
	1000-2000 MHz	1.7:1Max
Phase Balance	2-300 MHz	2° Max
	300-1000 MHz	3° Max
	1000-2000 MHz	7° Max

* All specifications apply with 50 Ohm source and load impedance. This product contains elements protected by United States Patent Number 3,325,587.

Typical Performance Curves



Ordering Information

Part Number	Package
H-9 N	Connectorized
H-9 SMA	Connectorized

Functional Diagram

