

SNL201212 Series Type

SMD Inductor for Signal Line

FEATURES

- Utilizing a miniaturized winding structure.
- These products provide high Q characteristics.
- Resin-coated surface enables excellent mounting
- Low DC resistance design is ideal for low loss.
- Precision inductance tolerance is available.



APPLICATIONS

- Personal computers, Hard disk drives
- ADSL modem and Cable modem
- Digital camera and other electronic equipment

PRODUCT IDENTIFICATION

SNL 201212 S - 1R0 J - T

(1) (2) (3) (4) (5) (6)

(1) Product name

(2) Shapes and Dimensions (LxWxT)

201212 : 2.0x1.2x1.2 mm

(3) Type name

(4) Inductance

1R0 : 1.0uH ; 100 : 10uH

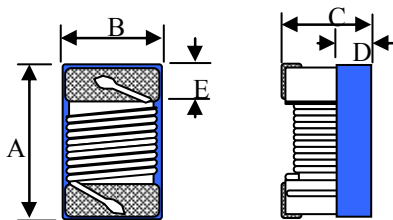
(5) Tolerance

J : $\pm 5\%$; K : $\pm 10\%$

(6) Taping style

T : Taping ; None : Bulk

SHAPES AND DIMENSIONS(Unit:mm)



A : 2.4 max. mm

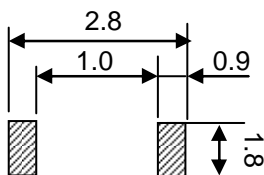
B : 1.6 max. mm

C : 1.4 max. mm

D : (0.51) mm

E : 0.40 ± 0.1 mm

RECOMMENDED FOOTPRINT(Unit:mm)



SNL201212 Series Type SMD Inductor for Signal Line

ELECTRICAL CHARACTERISTICS

Our Product Part Number	Inductance (uH)	*Inductance Tolerance	Q Min.	Test Frequency L,Q(MHz)	SRF Min. (MHz)	DC Resistance (Ω)Max.	Idc Max. (mA)
SNL201212S-R18□-T	0.18	J,K	30	25.2/100	850	0.34	460
SNL201212S-R27□-T	0.27	J,K	30	25.2/100	660	0.43	440
SNL201212S-R47□-T	0.47	J,K	30	25.2/100	570	0.54	420
SNL201212S-R56□-T	0.56	J,K	30	25.2/100	560	0.64	400
SNL201212S-R68□-T	0.68	J,K	30	25.2/100	480	0.68	350
SNL201212S-R82□-T	0.82	J,K	30	25.2/100	449	0.77	325
SNL201212S-1R0□-T	1.0	J,K	30	25.2/100	394	0.86	300
SNL201212S-1R2□-T	1.2	J,K	25	25.2/100	297	0.97	260
SNL201212S-1R5□-T	1.5	J,K	25	25.2/25.2	206	1.08	250
SNL201212S-1R8□-T	1.8	J,K	25	25.2/25.2	177	1.18	230
SNL201212S-2R2□-T	2.2	J,K	20	25.2/25.2	141	1.32	220
SNL201212S-2R7□-T	2.7	J,K	20	25.2/25.2	128	1.42	210
SNL201212S-3R3□-T	3.3	J,K	15	25.2/25.2	110	1.73	200
SNL201212S-3R9□-T	3.9	J,K	15	25.2/25.2	103	1.72	195
SNL201212S-4R7□-T	4.7	J,K	15	25.2/25.2	98	1.87	185
SNL201212S-5R6□-T	5.6	J,K	15	7.96/7.96	96	2.18	180
SNL201212S-6R8□-T	6.8	J,K	15	7.96/7.96	82	2.90	175
SNL201212S-8R2□-T	8.2	J,K	15	7.96/7.96	64	3.31	140
SNL201212S-100□-T	10	J,K	15	7.96/7.96	56	3.72	115

* □: Please specify the inductance tolerance, J(±5%),K(±10%)

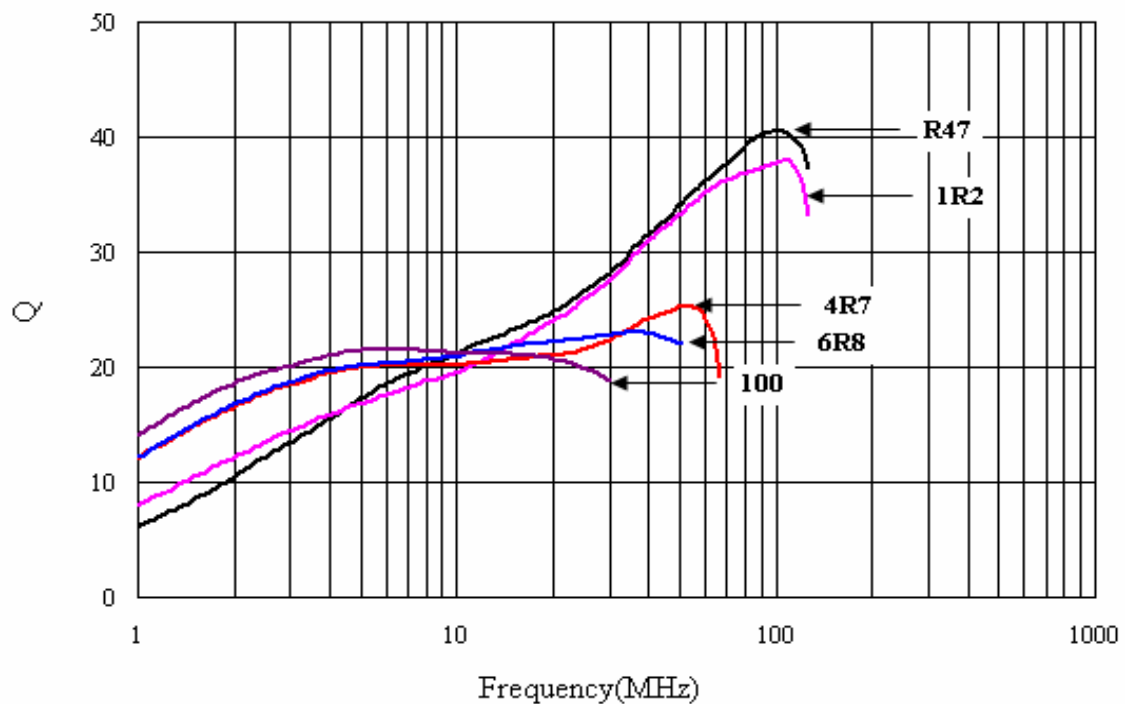
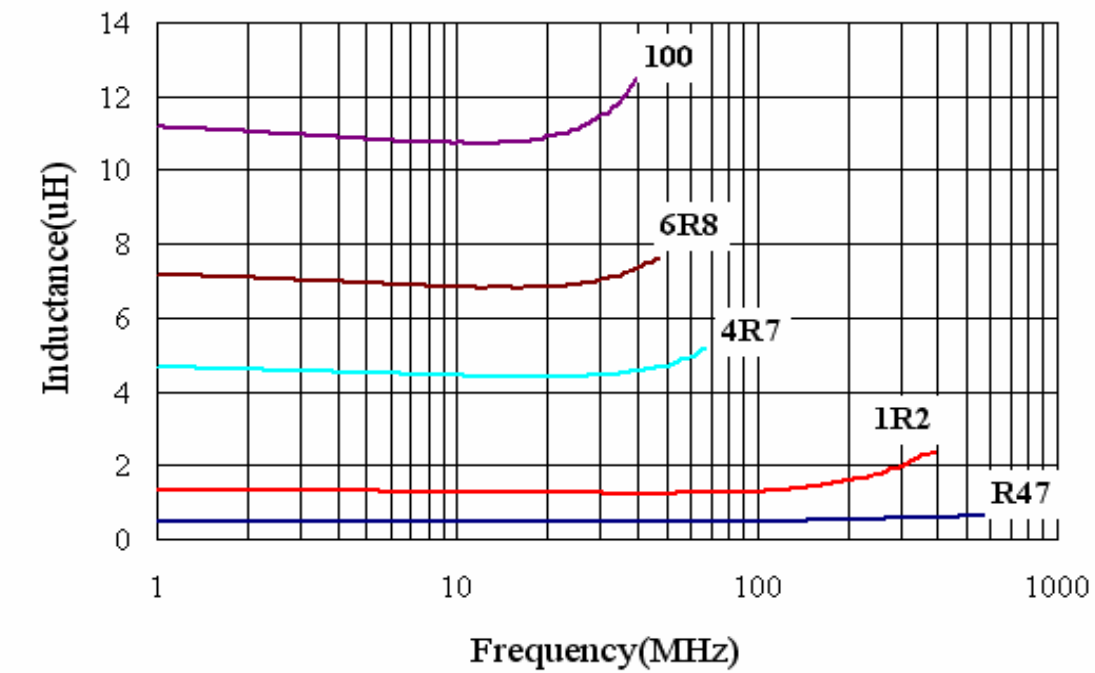
TEST EQUIPMENT :

- Inductance and Q-value : HP 4287A LCR meter, or equivalent
- SRF : HP 8753E RF network analyzer
- RDC : DIGITAL MILLIOHM METER 16502 , or equivalent

* All specification are subject to change without notice. Please contact our sales representatives for details.

SNL201212 Series Type

SMD Inductor for Signal Line



* All specification are subject to change without notice. Please contact our sales representatives for details.