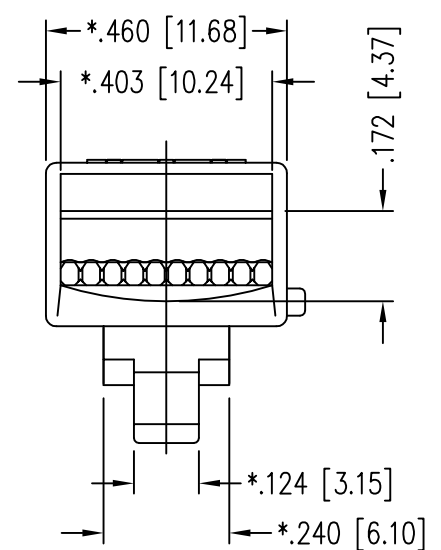
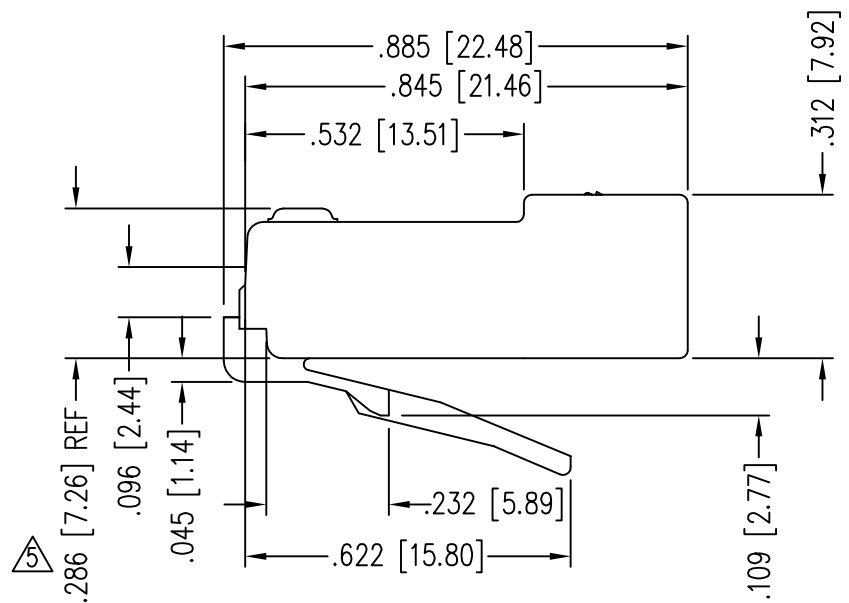
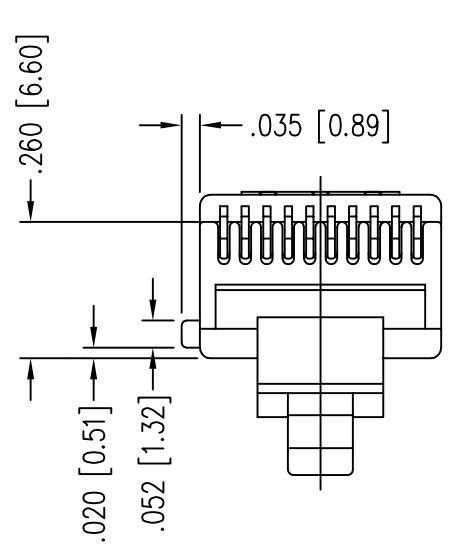
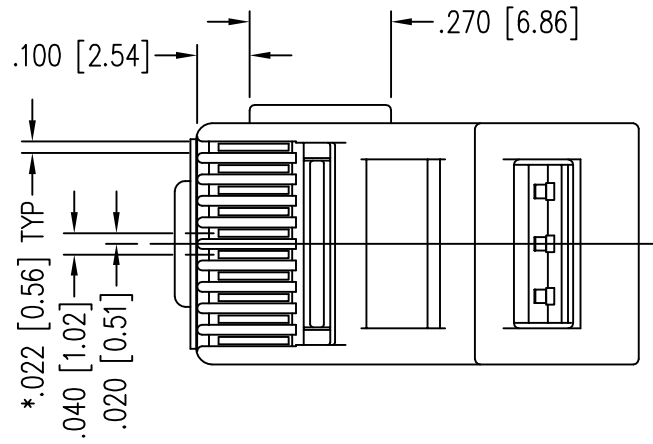


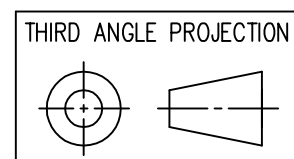
DATE	REV	ECN	APP'D. BY
5-27-05	B0	7122	RGC
1-16-06	B1	7440	JM
5-22-12	B2	9471	SMN
1-5-15	B3	10166	TRM



NOTES:  
 1- MATERIALS:  
 PLUG BODY: POLYCARBONATE, UL 94-V0, CLEAR  
 CONTACTS: PHOSPHOR BRONZE, SELECTIVE GOLD PLATING  
 2- CONTACTS TERMINATE STRANDED CONDUCTORS UP TO .037 [.940] OUTSIDE DIAMETER OF INSULATION.  
 3- FOR PRODUCT SPECIFICATION SEE PRO26-01.  
 4- TOLERANCES COMPLY WITH F.C.C. DIMENSION REQUIREMENTS.  
 ⚠ TERMINATED PLUG HEIGHT: .237 [6.02] ±.005 [0.13]

50 MICRO-INCHES [1.27um]	937-SP-301010R-K1
CONTACT PLATING IN MATING AREA	PART NUMBER

REV. 7/3/03



1118 Susquehanna Trail South  
 Glen Rock, PA 17327-9199  
 (717) 235-7512  
<http://www.stewartconnector.com>

DO NOT SCALE DRAWING  
 DRAWING IS SUBJECT TO CHANGE WITHOUT NOTICE

DIMENSIONS: INCHES [METRIC]

UNLESS OTHERWISE SPECIFIED TOLERANCES ARE ±.005 [0.13] ANGLES ARE ± 1°

SHEET NO. 1 OF 1

TITLE: 10 CONDUCTOR / 10 POSITION LINE CORD MODULE WITH RADIAL BACK; K1 KEY OPTION; COLOR : CLEAR

THIS DRAWING AND THE SUBJECT MATTER SHOWN THEREON ARE CONFIDENTIAL AND THE PROPRIETARY PROPERTY OF STEWART CONNECTOR AND SHALL NOT BE REPRODUCED, COPIED, OR USED IN ANY MANNER WITHOUT PRIOR WRITTEN CONSENT OF STEWART CONNECTOR. THIS PRODUCT MAY BE PROTECTED BY ONE OR MORE OF THE FOLLOWING US PATENTS: 5628647 6402559 6409535 6524128 7753717 8033863 OTHER PATENTS MAY BE PENDING.

DRN BY: JAF	DATE 5-27-05
APPD BY: RGC	DATE 5-31-05
DWG NO. CT300071	REV. B3