



Feature

- 25A motor rating.
- Microminiature
- Change Over Contact Type
- Both single and dual relays available.
- H (180°C)insulation Class

Contact Capacity

Model	SARA
Nominal switching capacity(res,load)	20A 14VDC
Max.switching current	30A
Max.switching voltage	16VDC
Max.switching power	350W

Contact rating voltage	Rating type		contact rating current(A)		duty factor		endurance (cycles)	contact material	test ambient temperature
			1C、2C		on S	off S			
			NO	NC					
14VDC	motor rating	on	25	—	0.3	19.7	1,00 000	AgSnO ₂	23°C
		off	25	—					
	imitate window up-down	on	25	—	0.2	4	100,000	AgSnO ₂	
		steady	10	—					
		off	25	—					
	imitate motor freely turn round	on	27	—	0.02	1.8	100,000	AgSnO ₂	
		transient	17	—					
		off	8	—					
	resistance	on	20	—	1	3	200,000	AgSnO ₂	
		off	20	—					

notes:(1) making current is segmented and imitates electromechanical peak current ;

(2) In the table the rating refers to a flash light rating , When wiring , ensure public terminal (spring) positive;

(3) When your rating is inconsistent with us,please tell SANYOU about your operating conditions for more support.

Characteristic Data

contact material	silver alloy	
initial contact resistance	100mΩ Max.(at 1A 6VDC)	
	100mv/at 10A (max)	
Operate time(at nominal volt.)	5msec. Max.	
Release time(at nominal volt.)	5msec. Max.	
Insulation Resistance	100MΩ Min.(DC500V)	
Initial dielectric strength	Between open contact : AC500 , 50/60Hz 1min.	
	Between coil and contact : AC500 , 50/60Hz 1min.	
Vibration resistance	Destructive	10 ~ 500Hz , 49m/s ²
Shock resistance	Functional	10G Min.
	Destructive	100G Min.
Endurance (operate)	Mechanical (at 10,800ops./h)	10,000,000 cycles
	Electrical (at 900ops./h)	100,000 cycles
Ambient temperature	-40°C ~ +105°C(no condensation)	
Unit weight	Approx.5.0g (single relay) ; Approx.10.0g (dual relay)	

Coil Data (at 23°C)

Nominal voltage (VDC)	Nominal operating current 10% (mA)	Coil resistance 10% (Ω)	Pick-up voltage (Max.)	Drop-out voltage (Min.)	Max. allowable voltage		Nominal operating power
					23°C	85°C	
12	53.33	225	7.2	1.0	20	16	0.64W
12	66.67	180	6.5	1.0	18	14	0.8W

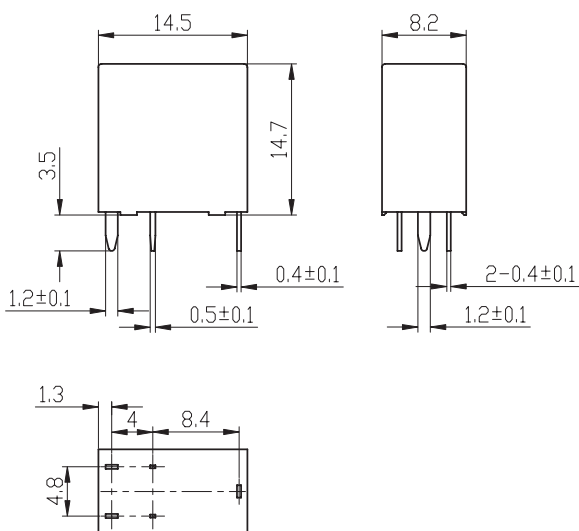
Ordering Information

Nomenclature							
SARA	S	1	12	D	X	X	XX
Special Parameter : Nil-Standard type, Letter or number-Special requirement							
Contact material : Nil-AgSnO ₂							
Contact Form : Nil-FormC,M-FormA							
Coil Power : D-0.64W, H-0.8W							
Coil Voltage (VDC) : 12							
Number of Poles : 1-single relay 2-dual relay							
Protective Construction : S-Flux proofedSH-Sealed type washable, Type Designation : SARA							

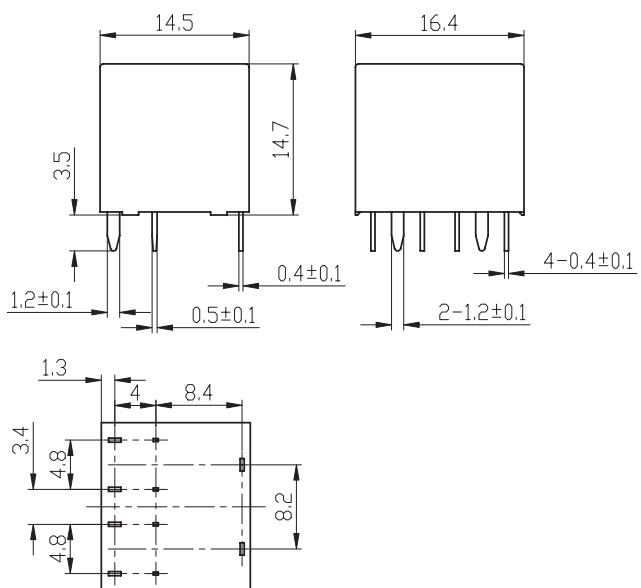
Outline Dimensions, Wiring Diagram, P.C.

Board Layout (unit:mm)

single relay



dual relay



Unless otherwise specified :

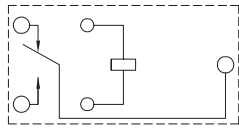
If dimension < 1mm, tolerance : 0.2 mm;

If dimension 1~5mm, tolerance : 0.3 mm;

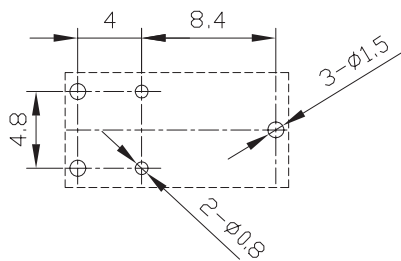
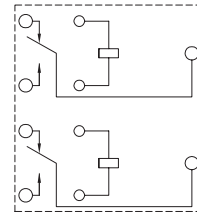
If dimension > 5mm, tolerance : 0.4 mm.

Note : 1. Extended terminal dimension is dimension before soldering.

2. Tolerance of P.C.B. layout : 0.1 mm.

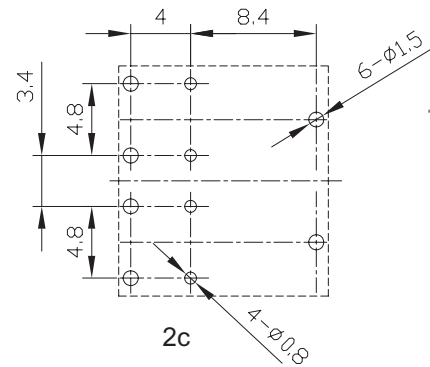


Wiring Diagram (bottom view)



1c

P.C.B. Layout (bottom view)



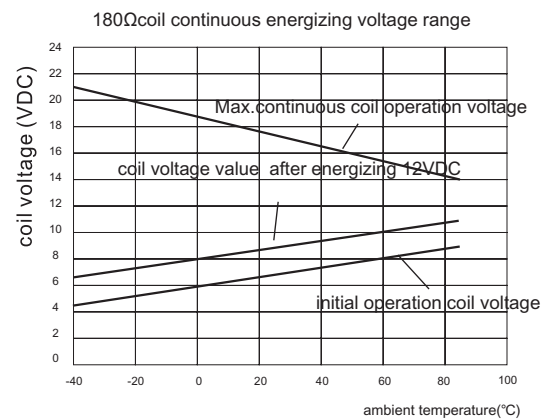
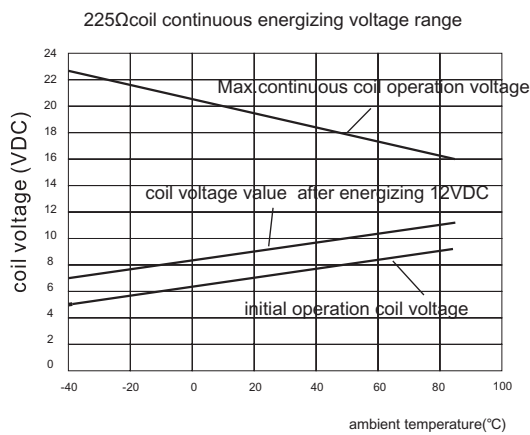
2c

Typical Applications

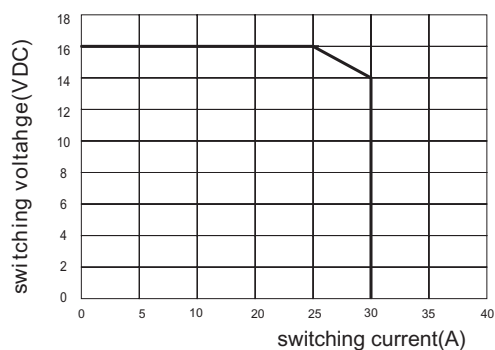
- Automatic door window
- car mirror adjustment、 seat adjustment
- central door locking、 sunroof control
- pilot light control、 wiper control

Characteristic Curves

1.coil continuous energizing voltage range



2.Max.allowable rating (23°C)



Disclaimer:

This datasheet is the customers' reference. All the specification are subject to change without notice. We could not evaluate all the performance and all the parameters for every possible application. Thus the user should in a right position to choose the suitable product for their own application. If there is any query, please contact Sanyou for the technical service. However it is the user's responsibility to determine which product should be used only.