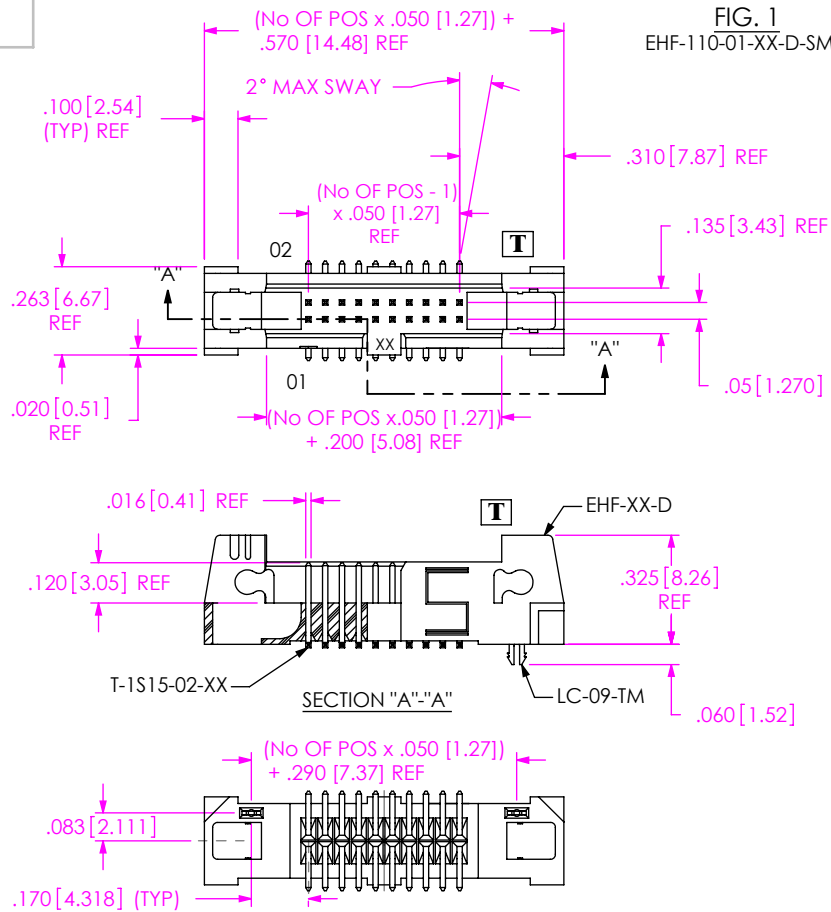


DO NOT SCALE FROM THIS PRINT

FIG. 1
EHF-110-01-XX-D-SM-LC



EHF-1XX-01-XX-D-XX-XX-XX

No OF POSITIONS
-03, -04, -05, -08, -10, -13, -17, -20, -25
LEAD STYLE
-01

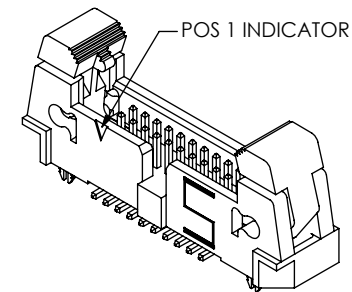
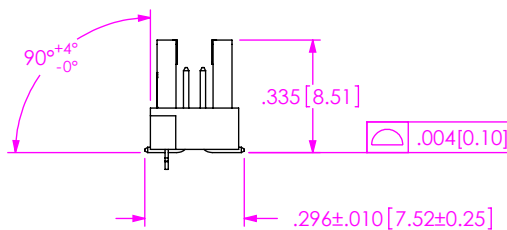
PLATING SPECIFICATION
-L: LIGHT GOLD (USE T-1SXX-XX-L)
-F: FLASH SELECTIVE GOLD (USE T-1SXX-XX-F)
-S: SELECTIVE (USE T-1SXX-XX-S)
-H: HEAVY GOLD, GOLD FLASH ON TAIL (USE T-1SXX-XX-H)
-LM: LIGHT SELECTIVE GOLD, MATTE TIN ON TAIL (USE T-1SXX-XX-L)
-SM: HEAVY SELECTIVE GOLD, MATTE TIN ON TAIL (USE T-1SXX-XX-S)
-FM: FLASH SELECTIVE GOLD, MATTE TIN ON TAIL (USE T-1SXX-XX-F)

OPTION
-LC: LOCKING CLIP (FOR -SM ONLY)
-P: PICK & PLACE PAD (FOR -SM ONLY) (USE PPP-48, SEE FIGURE 2)
-K: POLYAMIDE FILM (USE K-500-300, SEE FIGURE 3)
-TR: TAPE & REEL PACKAGING (FOR -SM, -SM-P, & -SM-K ONLY) (NOT AVAILABLE ON -SM-LC)

POLARIZED OPTION
-XX = PIN OMITTED (N/A ON -RA OPTION)

TAIL OPTION
(LEAVE BLANK FOR THROUGH HOLE, SEE FIG. 4, SHEET 2, USE T-1S63-01-XX)
-SM: SURFACE MOUNT (USE T-1S15-02-XX)
-RA: RIGHT ANGLE (USE T-1S63-02-XX AND T-1S63-03-XX) (SEE FIG. 5, SHEET 2)

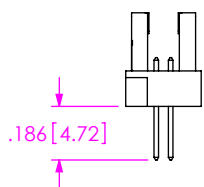
ROW SPECIFICATION
-D: DOUBLE



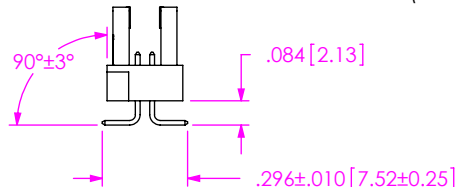
NOTES:

1. Ⓢ REPRESENTS A CRITICAL DIMENSION.
2. COPLANARITY TO BE WITHIN .004 [0.10].
3. BURR ALLOWANCE: .0015 [0.038] MAX.
4. MINIMUM PUSHOUT FORCE: 1 LB MIN.
5. MAXIMUM ALLOWABLE BOW: .002 [0.05] INCH/INCH AFTER ASSEMBLY.
6. NOTE DELETED.

-SM IN-PROCESS 1
(SCALE: 1.5:1)



-SM IN-PROCESS 2
(SCALE: 1.5:1)



ARM ASSEMBLY & ROTATION

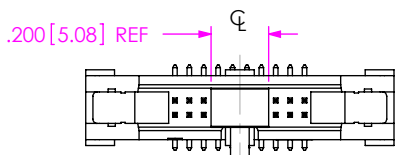
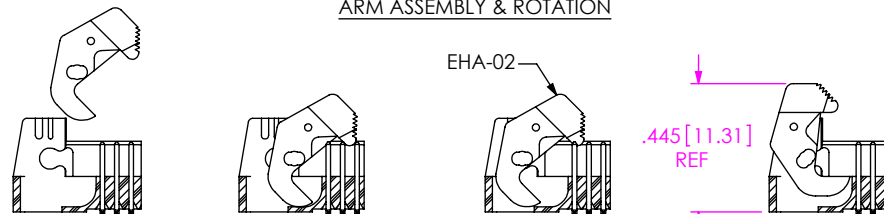


FIG. 2
-P: PICK AND PLACE PAD
(SCALE: 1.5:1)

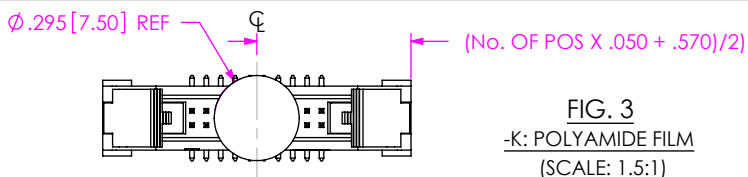
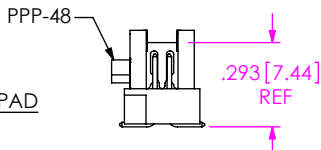
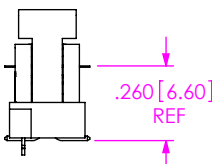


FIG. 3
-K: POLYAMIDE FILM
(SCALE: 1.5:1)



UNLESS OTHERWISE SPECIFIED, DIMENSIONS ARE IN INCHES.
TOLERANCES ARE:
DECIMALS ANGLES
.XX: ±.01 [.3] 2°
.XXX: ±.005 [.13]
.XXXX: ±.0020 [.051]

PROPRIETARY NOTE
THIS DOCUMENT CONTAINS INFORMATION CONFIDENTIAL AND PROPRIETARY TO SAMTEC, INC. AND SHALL NOT BE REPRODUCED OR TRANSFERRED TO OTHER DOCUMENTS OR DISCLOSED TO OTHERS OR USED FOR ANY PURPOSE OTHER THAN THAT WHICH IT WAS OBTAINED WITHOUT THE EXPRESSED WRITTEN CONSENT OF SAMTEC, INC.



520 PARK EAST BLVD, NEW ALBANY, IN 47150
PHONE: 812-944-6733 FAX: 812-948-5047
e-Mail: info@SAMTEC.com code: 55322

MATERIAL: DO NOT SCALE DRAWING SHEET SCALE: 1.75:1
INSULATOR: VECTRA E130i, COLOR BLACK
50% REGRIND
TERMINAL: PHOS BRONZE 510 SPRING

DESCRIPTION: .050 EJECTOR HEADER ASSEMBLY

DWG. NO. EHF-1XX-01-XX-D-XX-XX-XX

BY: ERIC M. 08/17/01 SHEET 1 OF 3

FIG. 4

STANDARD THROUGH HOLE
(SHOWN: EHF-110-01-XX-D)
(SAME AS FIG. 1, UNLESS OTHERWISE STATED)

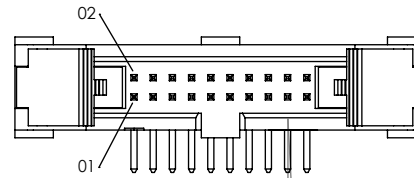
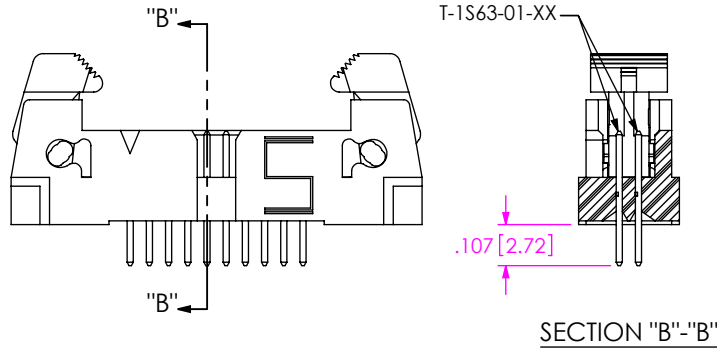
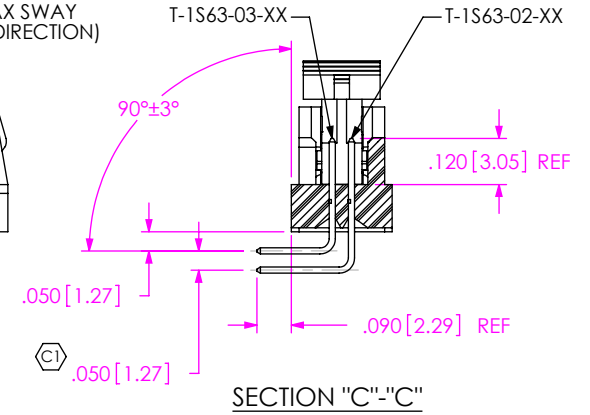


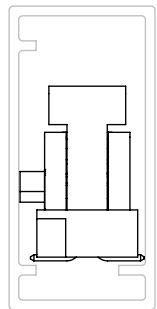
FIG. 5

-RA: RIGHT ANGLE OPTION
(SHOWN: EHF-110-01-XX-D-RA)
(SAME AS FIG. 1, UNLESS OTHERWISE STATED)

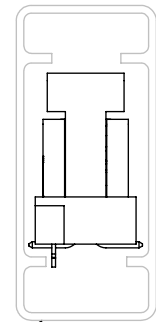


PACKAGING VIEWS

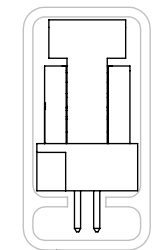
(LOAD PARTS WITH POSITION #1 INDICATOR
IN SAME DIRECTION AS ARROW ON TUBE)



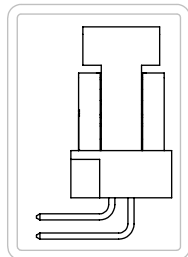
PT-1-24-01-51



PT-1-24-16-29

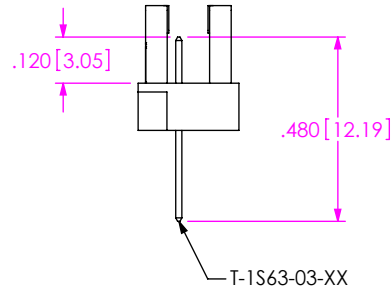


PT-1-24-05-09

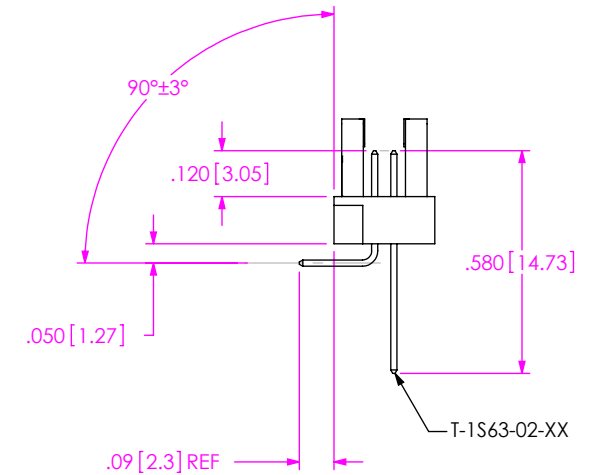


PT-1-24-01-52

-RA IN-PROCESS 1



-RA IN-PROCESS 2



TAIL OPTION	OPTION	PACKAGING TUBE	PLUG
THROUGH HOLE	N/A	PT-1-24-05-09	TP-07
-SM	NONE, -LC, -K, -LC-K	PT-1-24-16-29	
-SM	-P, -LC-P	PT-1-24-01-51	TP-13
-RA	N/A	PT-1-24-01-52	

F:\DWG\MISC\MKTG\EHF-1XX-01-XX-D-XX-XX-MKT.SLDDRW

PROPRIETARY NOTE

THIS DOCUMENT CONTAINS INFORMATION CONFIDENTIAL AND PROPRIETARY TO SAMTEC, INC. AND SHALL NOT BE REPRODUCED OR TRANSFERRED TO OTHER DOCUMENTS OR DISCLOSED TO OTHERS OR USED FOR ANY PURPOSE OTHER THAN THAT WHICH IT WAS OBTAINED WITHOUT THE EXPRESSED WRITTEN CONSENT OF SAMTEC, INC.

DO NOT SCALE DRAWING

SHEET SCALE: 2:1



520 PARK EAST BLVD, NEW ALBANY, IN 47150
PHONE: 812-944-6733 FAX: 812-948-5047
e-Mail: info@SAMTEC.com code: 55322

DESCRIPTION:

.050 EJECTOR HEADER ASSEMBLY

DWG. NO.

EHF-1XX-01-XX-D-XX-XX-XX

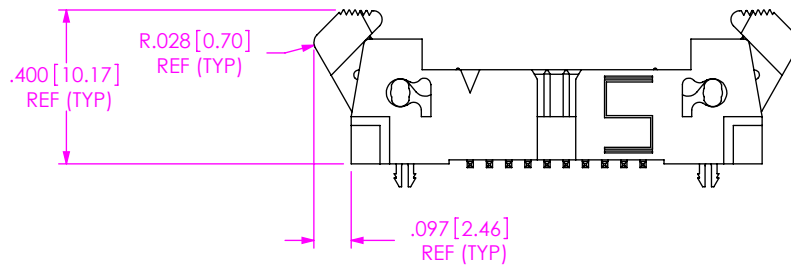
BY: ERIC M.

08/17/01

SHEET 2 OF 3

FIG. 6

-SM: SURFACE MOUNT OPTION
 (SHOWN: EHF-110-01-XX-D-SM-LC)
 (SHOWN WITH LATCHES OPEN)



PROPRIETARY NOTE

THIS DOCUMENT CONTAINS INFORMATION CONFIDENTIAL AND PROPRIETARY TO SAMTEC, INC. AND SHALL NOT BE REPRODUCED OR TRANSFERRED TO OTHER DOCUMENTS OR DISCLOSED TO OTHERS OR USED FOR ANY PURPOSE OTHER THAN THAT WHICH IT WAS OBTAINED WITHOUT THE EXPRESSED WRITTEN CONSENT OF SAMTEC, INC.

DO NOT SCALE DRAWING

SHEET SCALE: 2:1



520 PARK EAST BLVD, NEW ALBANY, IN 47150
 PHONE: 812-944-6733 FAX: 812-948-5047
 e-Mail: info@SAMTEC.com code: 55322

DESCRIPTION: .050 EJECTOR HEADER ASSEMBLY

DWG. NO. EHF-1XX-01-XX-D-XX-XX-XX

BY: ERIC M. 08/17/01 SHEET 3 OF 3