

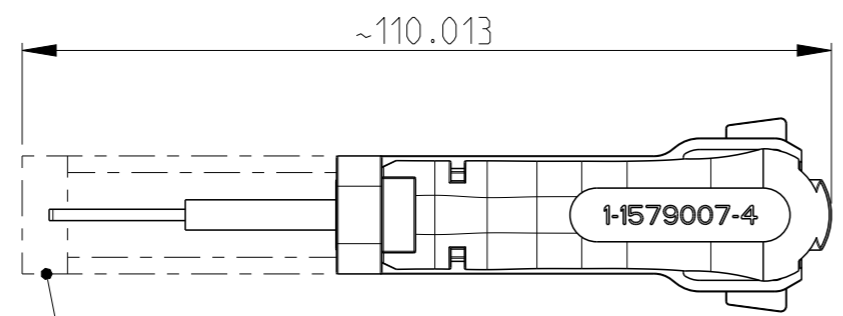
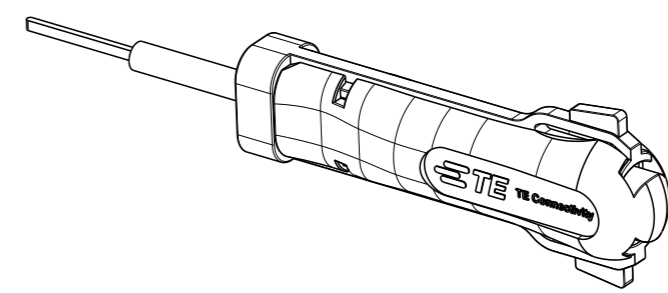
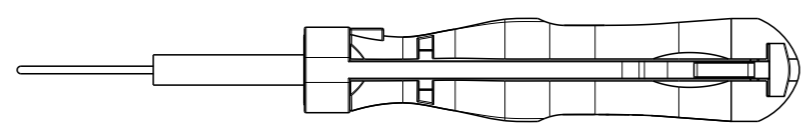
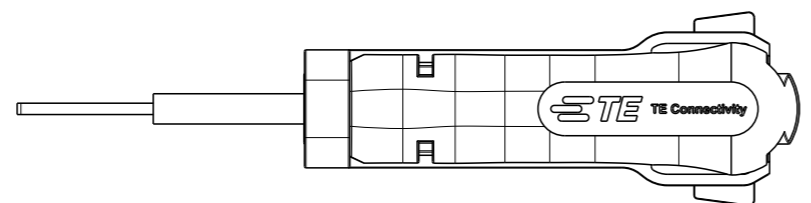
THIS DRAWING IS UNPUBLISHED.  
 VERTRAULICHE UNVEROEFFENTLICHTE ZEICHNUNG

RELEASED FOR PUBLICATION  
 FREI FUER VEROEFFENTLICHUNG

© COPYRIGHT 2011 Tyco Electronics AMP GmbH

ALL RIGHTS RESERVED.  
 ALLE RECHTE VORBEHALTEN.

MATED WITH: PASSEND ZU:	LOC A1	DIST -	REVISIONS ÄNDERUNGEN					
	PROJEKT NR.:		P	LTR	DESCRIPTION BESCHREIBUNG	DATE	DWN	APVD
				A3	REVISED PER ECO-11-005294	07APR2011	RK	HMR
				B	ECR-11-019063	14SEP2011	RN	RG
				B1	ECR-16-013487	22SEP2016	KH	BM



COVER SLIDE  
 Schutzschieber

APPLICATION RANGE / Anwendungsbereich

CONTACT: 964280-2  
 964284-2  
 965999-2

HOUSING: 1393450-1  
 V23542-C 1028-B100

THIS DRAWING IS A CONTROLLED DOCUMENT. DIESE ZEICHNUNG IST EIN KONTROLLIERTES DOKUMENT.		DWN J. ZAJICEK 11MAR2003		
DIMENSIONS: MASSEINHEITEN: mm		CHK -		
		TOLERANCES UNLESS OTHERWISE SPECIFIED: ALLGEMEINTOLERANZEN 0 PLC ±- 1 PLC ±- 2 PLC ±- 3 PLC ±- 4 PLC ±- ANGLES/WINKEL ±1°		NAME EXTRACTION TOOL Entriegelungswerkzeug
MATERIAL at the maker's option n.Wahl d. Herstellers		FINISH/OBERFLAECHE/FARBE -	WEIGHT GEWICHT -	SIZE A3 CAGE CODE 00779 DRAWING NO. ZEICHNUNGS-NR. G-1-1579007-4 RESTRICTED TO NUR FUER -
		CUSTOMER DRAWING	/KUNDENZEICHNUNG	SCALE MASSSTAB 1:1 SHEET BLATT 1 OF 1 REV B1