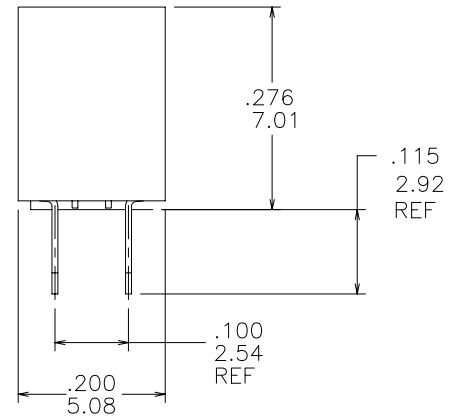
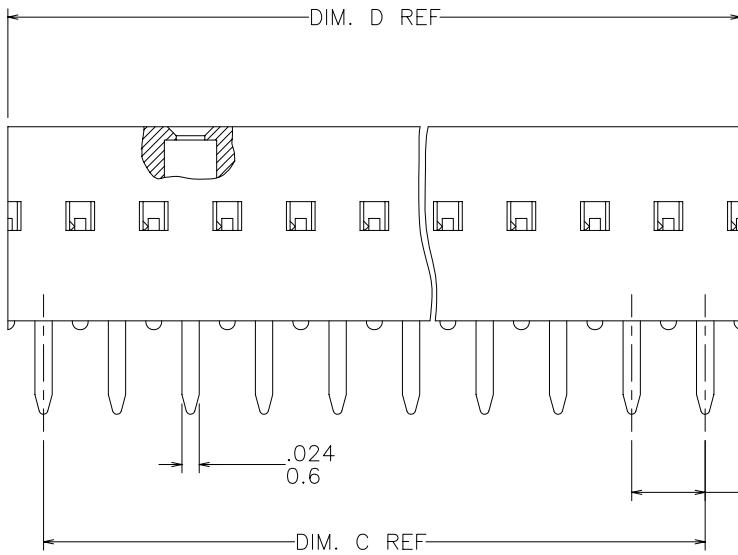
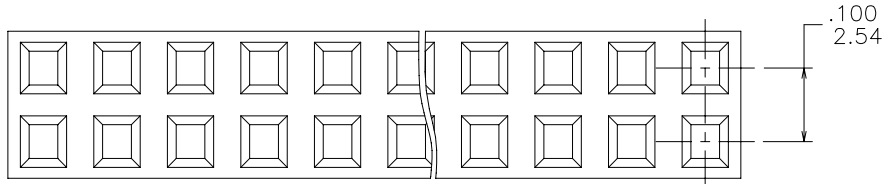


PRODUCT NO.
SEE TABLE

68683 - XXX - LF
 LEAD FREE OPTION
 PACKAGING OPTIONS .OMIT IF NOT REQUIRED.
 NO. OF POSITIONS PER ROW
 PLATING CODE
 BASE PART NUMBER



| | | | | | | | | | |
|-------------|----------|------------|----------|---------------------------------------|-------------|----------------------------------------------------|---|-----------------------------------------------|--|
| mat'l. code | | surface | | tolerance | | projection | | product family | |
| - | | ISO 1302 ✓ | | ISO 406 ISO 1101 | | ⊕ | | DUBOX | |
| ltr | ecn no | dr | date | tolerances unless otherwise specified | | INCH/MM | | title | |
| K | V10122 | GIP | 01/08/02 | angles | linear | .xx ±.01/.3 .xxx ±.005/.13 .xxxx ±.0020/.051 | | DUBOX DBL. ROW VERT. CARD CONNECTOR ASS'Y. | |
| L | V11677 | GIP | 01/22/02 | 0°±2' | | scale 4:1 | | dwg no | |
| M | V03-0309 | HTB | 04/29/03 | | | | | sheet 1 of 4 size | |
| N | V05-0463 | DPU | 06/28/05 | dr | J. SHREINER | 02/05/91 | | 68683 A3 | |
| P | M06-0237 | MN | 06/19/06 | enfr | M. HAHN | 02/05/91 | | | |
| R | M06-0433 | AGS | 10/31/06 | chr | M. HAHN | 02/05/91 | | | |
| S | M07-0203 | MHT | 5/01/07 | appd | M. HAHN | 02/05/91 | | | |
| sheet | revision | S | S | S | S | S | S | type Product Customer Drawing | |
| index | sheet | 1 | 2 | 3 | 4 | | | | |



Copyright FCI

| PRODUCT NO NOTE 8 | PLATING CONTACT AREA | PLATING SOLDER TAIL | |
|----------------------|------------------------------------------|------------------------------------------|-------------|
| 68683-2XX | 15u"/.38u Au MIN OVER 50u"/1.27u Ni MIN | 100μ"/160μ" 2.54μ/4.06μ ^{SN} | SEE NOTE 11 |
| 68683-3XX | 30u"/.76u Au MIN OVER 50u"/1.27u Ni MIN | 100μ"/160μ" 2.54μ/4.06μ ^{SN} | SEE NOTE 11 |
| 68683-4XX | 100μ"/160μ" 2.54μ/4.06μ ^{SN} | 100μ"/160μ" 2.54μ/4.06μ ^{SN} | |
| 68683-6XX | 30u"/.76u Au MIN OVER 50u"/1.27u Ni MIN | 100μ"/160μ" 2.54μ/4.06μ ^{SN} | SEE NOTE 11 |
| 68683-8XX | 30u"/.76u Au MIN OVER 50u"/1.27u Ni MIN | 100μ"/160μ" 2.54μ/4.06μ ^{SN} | OBSOLETE |

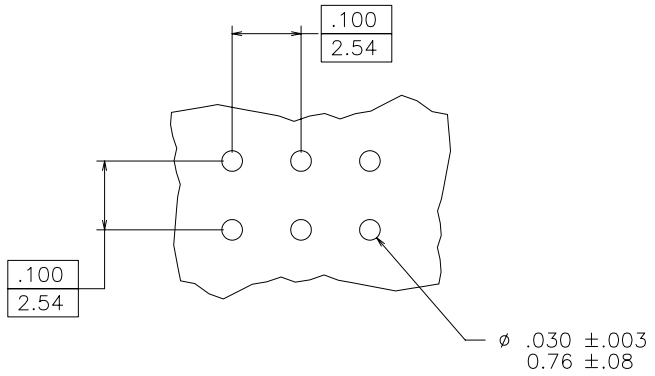


FIGURE A

NOTES:

- MATERIAL TERMINAL: PHOSPHOR BRONZE,
- RECOMMENDED APPLICATION DATA:
 - RECOMMENDED HOLE PATTERN IS SHOWN IN FIGURE A.
 - ALL MATING PINS TO BE .025/.64 SQUARE ON TRUE CENTER OF GIVEN TERMINAL SPACINGS WITHIN .015/.38 DIA.
 - SUGGESTED MATING PIN LENGTH .210±.020/5.33±.51
 - RECOMMENDED PC BOARD THICKNESS: .062/1.58
- MATERIAL HOUSING P.P.S. FILLED, COLOR BLACK, FLAME RETARDANT PER UL 94V-0
THIS PART WILL WITHSTAND EXPOSURES TO 260°C PEAK TEMPERATURE FOR 20 SECONDS IN WAVE SOLDER, INFRA-RED OR VAPOR PHASE SOLDER PROCESS.
- FCI, FCI FINAL PART NUMBER AND DATE CODE TO BE MARKED ON TUBE LABEL.
- PREPLATED, STAMPED TERMINALS.
- PART NUMBER WITH SUFFIX "U" IS FOR SAWING PURPOSES ONLY.
- STANDARD TUBE PACKAGE PER BUS-14-097/3.
- ADD LF SUFFIX AT THE END OF PART NUMBER FOR LEAD FREE OPTION.
- THESE PRODUCTS MEETS EUROPEAN UNION DIRECTIVES AND OTHER COUNTRY REGULATION AS DESCRIBED IN GS-22-008.
- "THIS PRODUCT HAS 100% TIN PLATING IN THE INTERFACE AND HAS NOT BEEN TESTED FOR WHISKER GROWTH IN ALL INTERCONNECT ENVIRONMENT".
- PLATING OPTIONS:
MAY BE EITHER GOLD OR GXT PLATED AT MANUFACTURER'S OPTION.

| | | | | | | | | | |
|-------------|--|----------------|--|---------------------|--|------------|--|-----------------------------------------------|--|
| mat'l. code | | surface | | tolerance | | projection | | product family | |
| - | | ISO 1302 ✓ | | ISO 406 ISO 1101 | | ⊕ | | DUBOX | |
| ltr | | ecn | | no | | dr | | date | |
| S | | | | | | | | | |
| angles | | linear | | .xx ±.01/.3 | | INCH/MM | | title | |
| 0°±2' | | | | .xxx ±.005/.13 | | scale 4:1 | | DUBOX DBL. ROW VERT. CARD CONNECTOR ASS'Y. | |
| dr | | J. SHREINER | | 02/05/91 | | FCI | | dwg no | |
| enr | | M. HAHN | | 02/05/91 | | | | sheet 2 of 4 size | |
| chr | | M. HAHN | | 02/05/91 | | | | 68683 A3 | |
| appd | | M. HAHN | | 02/05/91 | | | | type Product Customer Drawing | |
| sheet index | | revision sheet | | | | | | | |

Copyright FCI
FCIconnect.com

| PRODUCT NUMBER | NO. OF POSITION | C DIM | D DIM | LF OPTION |
|----------------|-----------------|-------------|-------------|-----------|
| 68683-Y02 | 2 X 2 | .100/2.54 | .217/5.51 | NOTE 8 |
| -Y03 | 2 X 3 | .200/5.08 | .317/8.05 | |
| -Y04 | 2 X 4 | .300/7.62 | .417/10.59 | |
| -Y05 | 2 X 5 | .400/10.16 | .517/13.13 | |
| -Y06 | 2 X 6 | .500/12.70 | .617/15.67 | |
| -Y07 | 2 X 7 | .600/15.24 | .717/18.21 | |
| -Y08 | 2 X 8 | .700/17.78 | .817/20.75 | |
| -Y09 | 2 X 9 | .800/20.32 | .917/23.29 | |
| -Y10 | 2 X 10 | .900/22.86 | 1.017/25.83 | |
| -Y11 | 2 X 11 | 1.000/25.40 | 1.117/28.37 | |
| -Y12 | 2 X 12 | 1.100/27.94 | 1.217/30.91 | |
| -Y13 | 2 X 13 | 1.200/30.48 | 1.317/33.45 | |
| -Y14 | 2 X 14 | 1.300/33.02 | 1.417/35.99 | |
| -Y15 | 2 X 15 | 1.400/35.56 | 1.517/38.53 | |
| -Y16 | 2 X 16 | 1.500/38.10 | 1.617/41.07 | |
| -Y17 | 2 X 17 | 1.600/40.64 | 1.717/43.61 | |
| -Y18 | 2 X 18 | 1.700/43.18 | 1.817/46.15 | |
| -Y19 | 2 X 19 | 1.800/45.72 | 1.917/48.69 | |
| -Y20 | 2 X 20 | 1.900/48.26 | 2.017/51.23 | |
| -Y21 | 2 X 21 | 2.000/50.80 | 2.117/53.77 | |
| -Y22 | 2 X 22 | 2.100/53.34 | 2.217/56.31 | |
| -Y23 | 2 X 23 | 2.200/55.88 | 2.317/58.85 | |
| -Y24 | 2 X 24 | 2.300/58.42 | 2.417/61.39 | |
| 68683-Y25 | 2 X 25 | 2.400/60.96 | 2.517/63.93 | |



Copyright FCI

| | | | | | | | | | |
|-------------|-----|------------|----|---------------------|--|---------------------------------------------------------------------|--|---------------------------------------------------------------------------------------------------------------------------------------|--|
| mat'l. code | | surface | | tolerance | | projection | | product family | |
| - | | ISO 1302 ✓ | | ISO 406 ISO 1101 | | | | DUBOX | |
| ltr | ecn | no | dr | date | | tolerances unless otherwise specified | | title | |
| S | | | | | | angles linear .xx ±.01/.3 .xxx ±.005/.13 .xxxx ±.0020/.051 | | INCH/MM scale 4:1 | |
| | | | | dr | | J. SHREINER | | 02/05/91 | |
| | | | | enfr | | M. HAHN | | 02/05/91 | |
| | | | | chr | | M. HAHN | | 02/05/91 | |
| | | | | appd | | M. HAHN | | 02/05/91 | |
| sheet | | revision | | | | | | | |
| index | | sheet | | | | | | title DUBOX DBL. ROW VERT. CARD CONNECTOR ASS'Y. dwg no 68683 sheet 3 of 4 size A3 type Product Customer Drawing | |

| PRODUCT NUMBER | NO. OF POSITION | C DIM | D DIM | LF OPTION |
|----------------|-----------------|--------------|--------------|-----------|
| 68683-Y26 | 2 X 26 | 2.500/63.50 | 2.617/66.47 | NOTE 8 |
| -Y27 | 2 X 27 | 2.600/66.04 | 2.717/69.01 | |
| -Y28 | 2 X 28 | 2.700/68.58 | 2.817/71.55 | |
| -Y29 | 2 X 29 | 2.800/71.12 | 2.917/74.09 | |
| -Y30 | 2 X 30 | 2.900/73.66 | 3.017/76.63 | |
| -Y31 | 2 X 31 | 3.000/76.20 | 3.117/79.17 | |
| -Y32 | 2 X 32 | 3.100/78.74 | 3.217/81.71 | |
| -Y33 | 2 X 33 | 3.200/81.28 | 3.317/84.25 | |
| -Y34 | 2 X 34 | 3.300/83.82 | 3.417/86.79 | |
| -Y35 | 2 X 35 | 3.400/86.36 | 3.517/89.33 | |
| -Y36 | 2 X 36 | 3.500/88.90 | 3.617/91.87 | |
| -Y37 | 2 X 37 | 3.600/91.44 | 3.717/94.41 | |
| -Y38 | 2 X 38 | 3.700/93.98 | 3.817/96.95 | |
| -Y39 | 2 X 39 | 3.800/96.52 | 3.917/99.49 | |
| -Y40 | 2 X 40 | 3.900/99.06 | 4.017/102.03 | |
| -Y41 | 2 X 41 | 4.000/101.60 | 4.117/104.57 | |
| -Y42 | 2 X 42 | 4.100/104.14 | 4.217/107.11 | |
| -Y43 | 2 X 43 | 4.200/106.68 | 4.317/109.65 | |
| -Y44 | 2 X 44 | 4.300/109.22 | 4.417/112.19 | |
| -Y45 | 2 X 45 | 4.400/111.76 | 4.517/114.73 | |
| -Y46 | 2 X 46 | 4.500/114.30 | 4.617/117.27 | |
| -Y47 | 2 X 47 | 4.600/116.84 | 4.717/119.81 | |
| -Y48 | 2 X 48 | 4.700/119.38 | 4.817/122.35 | |
| -Y49 | 2 X 49 | 4.800/121.92 | 4.917/124.89 | |
| 68683-Y50 | 2 X 50 | 4.900/124.46 | 5.017/127.43 | |
| 68683-Y50U | 2 X 50 | 4.900/124.46 | 5.017/127.43 | |

SEE NOTE 6



Copyright FCI

| | | | | | | | | | |
|-------------|--|---------------------------------------|--|-----------|--|------------|--|--------------------------------------------|--|
| mat'l. code | | surface | | tolerance | | projection | | product family | |
| - | | ISO 1302 | | ISO 406 | | | | DUBOX | |
| - | | tolerances unless otherwise specified | | ISO 1101 | | | | title | |
| ltr | | ecn no | | date | | INCH/MM | | DUBOX DBL. ROW VERT. CARD CONNECTOR ASS'Y. | |
| S | | | | | | scale 4:1 | | dwg no | |
| | | | | | | | | sheet 4 of 4 size | |
| | | | | | | | | 68683 A3 | |
| | | | | | | | | type Product Customer Drawing | |
| sheet index | | revision sheet | | | | | | | |

form: A3