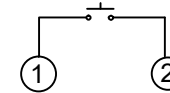


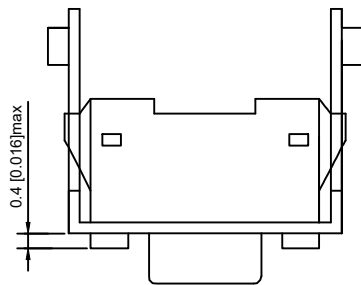
Circuit diagram



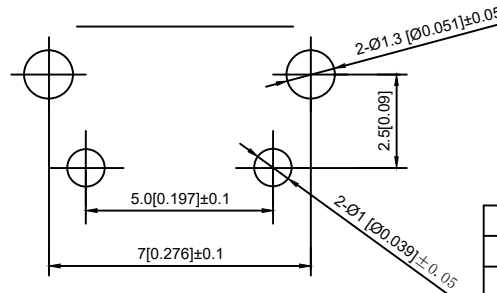
Code-x	H	H1
A	3.15	4.3
B	3.85	5.0
C	4.85	6.0

SPECIFICATION

Contact Rating: 50mA,12V DC
 Contact Resistance: 100mΩ max
 Insulation Resistance: 100mΩ min.500V DC
 Dielectric Strength: 250V AC/1minute
 Travel: 0.25mm
 Operating Temp: -20°C~+70°C
 Storage Temp: -30°C~+80°C



P.C.B MOUNTING HOLE DIMENSIONS



PAPT NO	TC-1101V-X-X-X
Operating Force	A:100gf B:160gf C:260gf
Height	Code-X
Color	B:black W:white

⑤	Terminal	—	2	Brass (0.30t)	Plating silvering	—
④	Contact	—	1	F.ag/Sus	Natural	—
③	Base	—	1	Lcp	—	—
②	Cover	—	1	Spcc	Plating Nickel	—
①	Keystake	—	1	Pa46	—	—
ITEM	PAPT NAMF	TER.NO	QTY	MATERIAL	FINISHING	REMARK

DSND	DATE	SCALE: N/A	MODEL TYPE: TACT SWITCH
DWN	DATE	VIEW:	PART NO.:
CHKD	DATE	UNIT: mm/in	DWG NO.:
APPD	DATE	SIZE: A4	TC-1101V-X-X-X
XKB INDUSTRIAL PRECISION CO.,LIMITED			WEIGHT 1.0g
			SHEET 1/1
			REVISION A0

ΔX	DESCRIPTION	DATE	REVISED	APPROVED	units: mm	tolerance:
ΔX					X.X	±0.2mm
ΔX					X.XX	±0.1mm
MARK					X.XXX	±0.05mm
REVISIONS					UNSPECIFIED TOLERANCES	
www.xk-dg.cn www.helloxkb.com www.helloxkb.cn						