


NEW!

Wideband Transformers – PFD2015



- Miniature surface mount component, only 2.2 × 1.45 mm footprint and 1.5 mm tall
- Typical applications are as impedance or isolation transformer
- Can be used for balanced to unbalanced (balun) conversion
- 1/4 Watt input RF power rating

Core material Ferrite**Environmental** RoHS compliant, halogen free**Weight** 13 – 23 mg**Terminations** RoHS compliant silver-palladium-platinum-glass frit.**Ambient temperature** –40°C to +125°C**Storage temperature** Component: –40°C to +125°C.

Tape and reel packaging: –40°C to +80°C

Winding to winding isolation 250 Vrms, one minute**Resistance to soldering heat** Max three 40 second reflows at +260°C, parts cooled to room temperature between cycles**Moisture Sensitivity Level (MSL)** 1 (unlimited floor life at <30°C / 85% relative humidity)**Failures in Time (FIT) / Mean Time Between Failures (MTBF)**

38 per billion hours / 26,315,789 hours, calculated per Telcordia SR-332

Packaging 2000/7" reel; 7500/13" reel Plastic tape: 8 mm wide, 0.23 mm thick, 4 mm pocket spacing, 1.63 mm pocket depth**PCB washing** Tested to MIL-STD-202 Method 215 plus an additional aqueous wash. See [Doc787_PCBt_Washing.pdf](#).

Part number ¹	Bandwidth (MHz)	Insertion loss max (dB)	L min ² (µH)	DCR max ² (Ohms)
PFD2015-102ME_	4.6 – 750	0.5	0.80	0.165
PFD2015-122ME_	4.0 – 730	0.4	0.96	0.175
PFD2015-182ME_	2.2 – 490	0.4	1.44	0.294
PFD2015-272ME_	1.5 – 410	0.4	2.16	0.477
PFD2015-332ME_	1.2 – 340	0.5	2.64	0.670
PFD2015-472ME_	0.8 – 230	0.4	3.76	1.00
PFD2015-682ME_	0.6 – 200	0.5	5.44	1.75
PFD2015-822ME_	0.5 – 174	0.5	6.56	2.50
PFD2015-103ME_	0.4 – 130	0.7	8.00	3.40

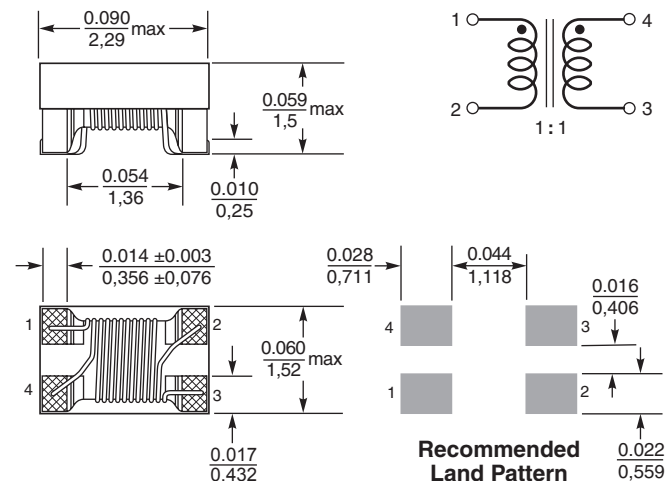
1. When ordering, please specify **packaging** code:**PFD2015-103MEC****Packaging:** **C** = 7" machine-ready reel. EIA-481 embossed plastic tape (2000 parts per full reel).**B** = Less than full reel. In tape, but not machine ready. To have a leader and trailer added (\$25 charge), use code letter D instead.**D** = 13" machine-ready reel. EIA-481 embossed plastic tape. Factory order only, not stocked (7500 parts per full reel).

2. Inductance is for each winding, measured at 100 kHz, 0.1 Vrms, 0 Adc on an Agilent/HP 4284A LCR meter or equivalent.

3. DCR is for each winding.

4. Electrical specifications at 25°C.

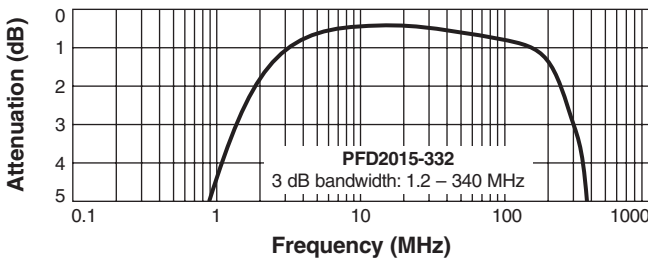
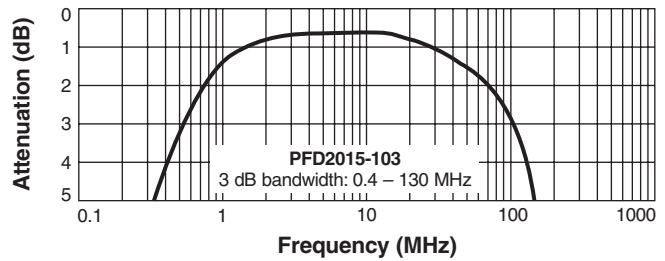
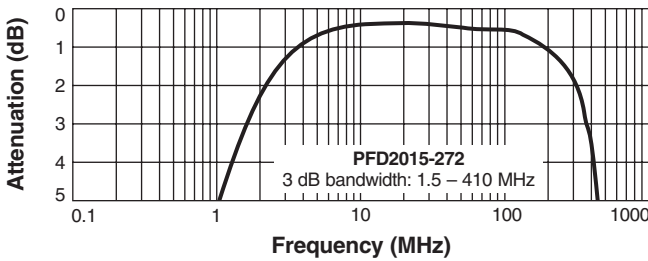
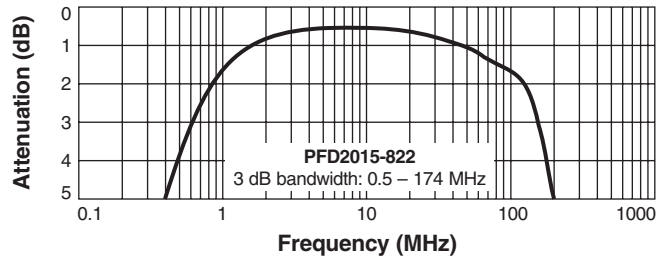
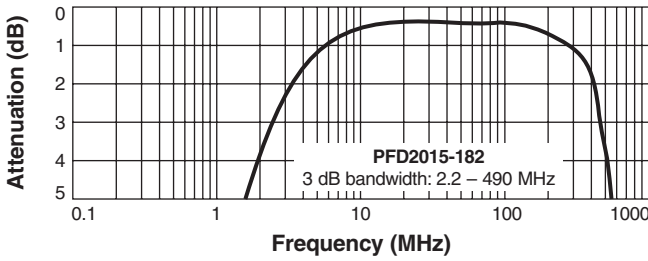
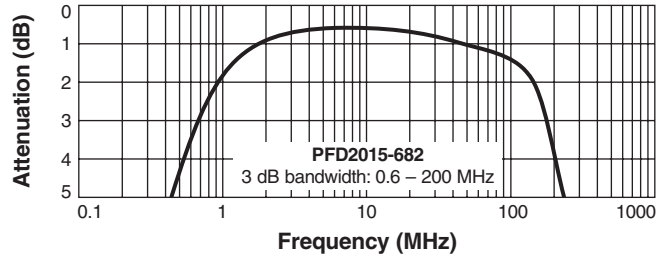
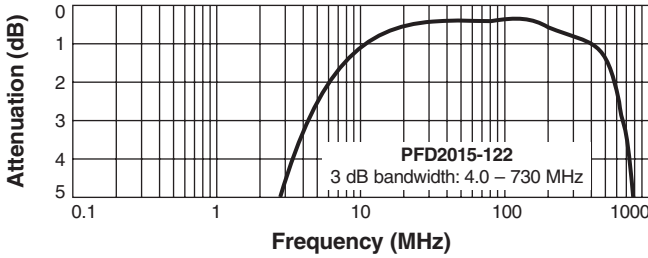
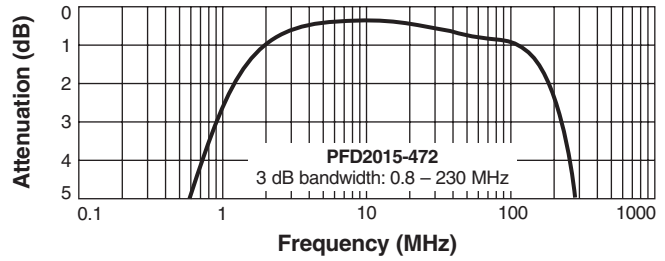
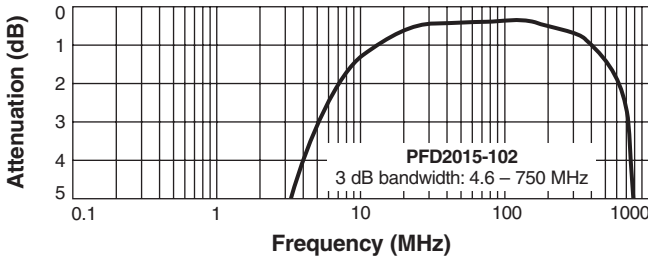
Refer to Doc 362 "Soldering Surface Mount Components" before soldering.

Dimensions are in $\frac{\text{inches}}{\text{mm}}$

NEW!

PFD2015 Wideband Transformers

Typical Wideband Response Curves



US +1-847-639-6400 sales@coilcraft.com
UK +44-1236-730595 sales@coilcraft-europe.com
Taiwan +886-2-2264 3646 sales@coilcraft.com.tw
China +86-21-6218 8074 sales@coilcraft.com.cn
Singapore + 65-6484 8412 sales@coilcraft.com.sg

Document 1005W-2 Revised 09/08/15

© Coilcraft Inc. 2015
 This product may not be used in medical or high risk applications without prior Coilcraft approval. Specification subject to change without notice. Please check web site for latest information.