



AN6650

LINEAR INTEGRATED CIRCUIT

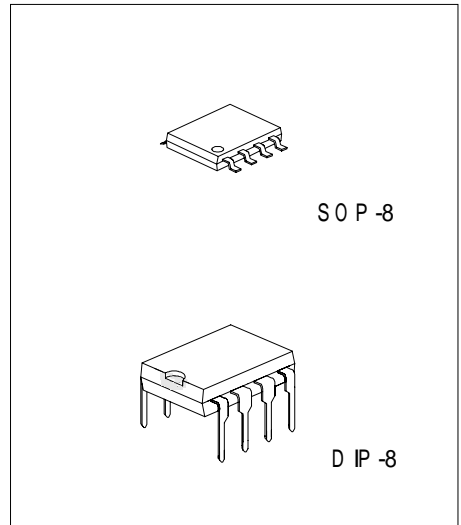
MOTOR SPEED CONTROL CIRCUIT

■ DESCRIPTION

The UTC **AN6650** is a monolithic integrated circuit, designed for the tape recorder.

■ FEATURES

- *Wide operating supply voltage: $V_{cc}=1.8V-7V$
- *Few external components
- *Easy speed control mode

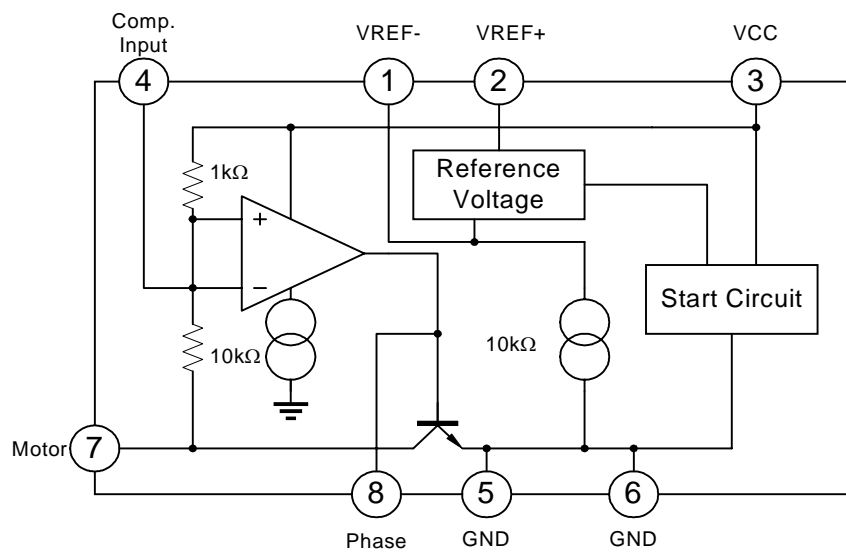


*Pb-free plating product number: AN6650L

■ ORDERING INFORMATION

Order Number		Package	Packing
Normal	Lead Free Plating		
AN6650-S08-R	AN6650L-S08-R	SOP-8	Tape Reel
AN6650-S08-T	AN6650L-S08-T	SOP-8	Tube
AN6650-D08-T	AN6650L-D08-T	DIP-8	Tube

■ BLOCK DIAGRAM



■ ABSOLUTE MAXIMUM RATINGS (Ta=25°C)

PARAMETER		SYMBOL	RATINGS	UNIT
Supply Voltage		V _{CC}	7.5	V
Terminal Voltage		V _n (n=1,2,3,4)	-0.5 ~ 7.5	V
Terminal 8 Voltage		V ₈	-0.5 ~ 1	V
Supply Current		I _{CC} *	1000	mA
Terminal 7 Current		I ₇	1000	mA
Power Dissipation	DIP-8	P _D	750	mW
	SOP-8		360	
Operating Temperature		T _{OPR}	0 ~ +70	°C
Storage Temperature		T _{STG}	-40 ~ +150	°C

*Test Time<5μs

■ ELECTRICAL CHARACTERISTICS (Ta=25°C, V_{CC}=6V, f=1KHZ, unless otherwise specified)

PARAMETER	SYMBOL	TEST CONDITIONS	TEST CIRCUIT	MIN	TYP	MAX	UNIT
Quiescent Circuit Current	I _{CC}	V _{CC} =3V	1		2	3	mA
Reference Voltage	V _{REF}	V _{CC} =3V, R2-1>10kΩ	4	1.20	1.28	1.35	V
Start Voltage	V _{CC(S)}	30mA current flow to Ra	2		1.0	1.2	V
Saturation Voltage	V _(SAT)	V _{CC} =1.8V, Ra=4.7Ω	2		0.2	0.5	V
Reference Voltage Characteristics	$\frac{V_{REF}}{V_{REF}} / V_{CC}$	V _{CC} =1.8V ~ 7.0V	1	-1.25	0.1	1.25	%/V
Output Voltage Characteristics	$\frac{V_A}{V_A} / V_{CC}$	V _{CC} =1.8V ~ 7.0V	3	-1.2	0.1	1.2	%/V
Reference Voltage Current Characteristics	$\frac{V_{REF}}{V_{REF}} / I_7$	I ₇ =1mA ~ 20mA	4	-0.2	0.01	0.2	%/mA
Reference Voltage Temperature Characteristics	$\frac{\Delta V_{REF}}{V_{REF}} / \Delta T_A$	T _a =-20 ~ +60°C, V _{CC} =3.0V	4		0.01		%/°C

■ TEST CIRCUIT

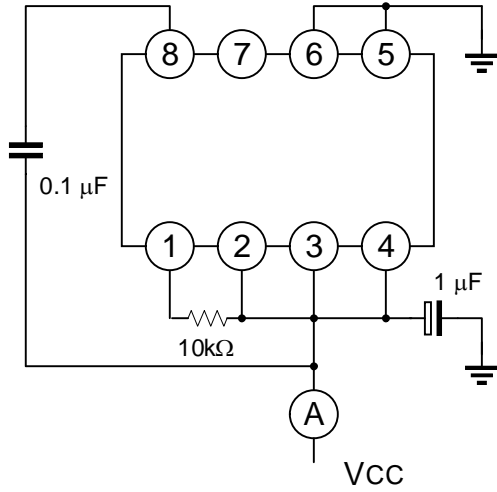


FIG.1 (I_{CC} , $\frac{\Delta V_{REF}}{V_{REF}} / \Delta V_{CC}$)

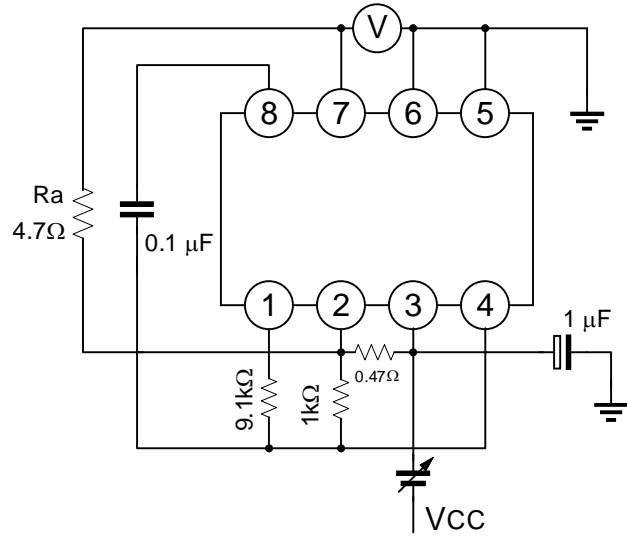


FIG.2 ($V_{CC(s)}$, V_{sat})

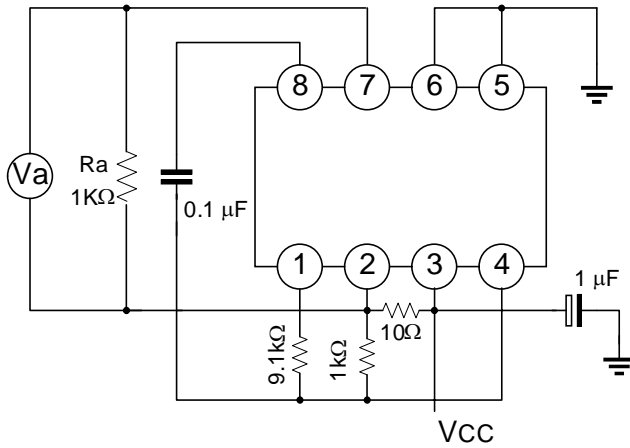


FIG.3

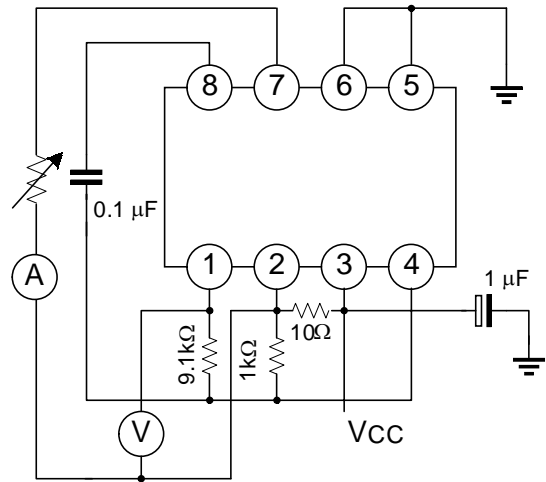


FIG.4

UTC assumes no responsibility for equipment failures that result from using products at values that exceed, even momentarily, rated values (such as maximum ratings, operating condition ranges, or other parameters) listed in products specifications of any and all UTC products described or contained herein. UTC products are not designed for use in life support appliances, devices or systems where malfunction of these products can be reasonably expected to result in personal injury. Reproduction in whole or in part is prohibited without the prior written consent of the copyright owner. The information presented in this document does not form part of any quotation or contract, is believed to be accurate and reliable and may be changed without notice.