



LUR05AF-25

LIGHT EMITTING DIODE

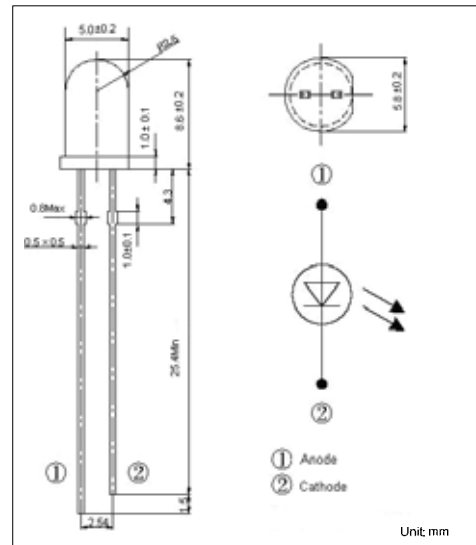
LED LAMP

DESCRIPTION

25 Degree 5mm Round LED Lamp in High Red Color with Water Clear Lens and Stopper. Dice Material: AlGaInP

APPLICATION

- * Advertising Signs
- * Indicators
- * Traffic
- * Automotive Lighting
- * Opto Mouse



ORDERING INFORMATION

Ordering Number
LUR05AF-25

<p>LUR05AF-25</p> <ul style="list-style-type: none"> (1)View Angle (2)Package Outline (3)Encapsulate Type (4)Diameter of Lamp (5)Color Type (6)Product Type 	<ul style="list-style-type: none"> (1) 25: 25°±3° (2) F: Round with Brim (3) A: Colorless Transparent (4) 05: Φ5 (5) UR: Ultra Red (6) L: Lamp
---	--

■ ABSOLUTE MAXIMUM RATINGS (Ta=25)

PARAMETER	SYMBOL	RATINGS	UNIT
Forward Current	I _f	20	mA
Peak Forward Current	I _{fp}	80	mA
Power Dissipation	P _D	100	mW
Reverse Voltage	V _r	5	V
Lead Soldering Temperature	T _{sol}	MAX 260 for 3sec max (3mm from the base of the epoxy bulb)	
Electrostatic Discharge Classification	ESD	CLASS1	
Operating Temperature	T _{OPR}	-40 ~ +85	
Storage Temperature	T _{STG}	-40 ~ +100	

Note: Absolute maximum ratings are those values beyond which the device could be permanently damaged. Absolute maximum ratings are stress ratings only and functional device operation is not implied.

■ ELECTRICAL OPTICAL CHARACTERISTICS

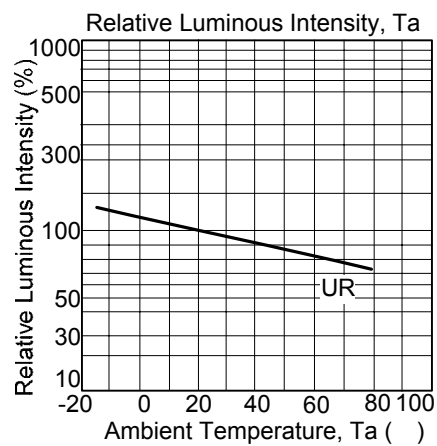
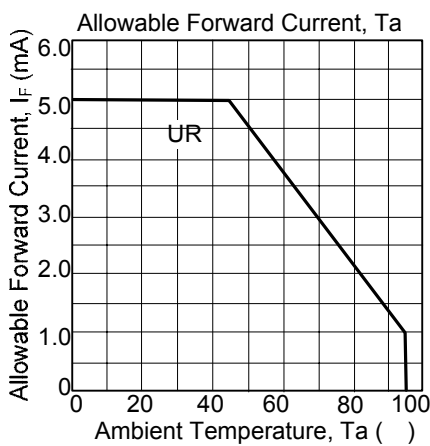
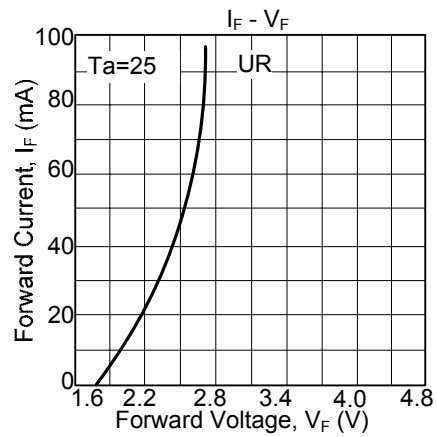
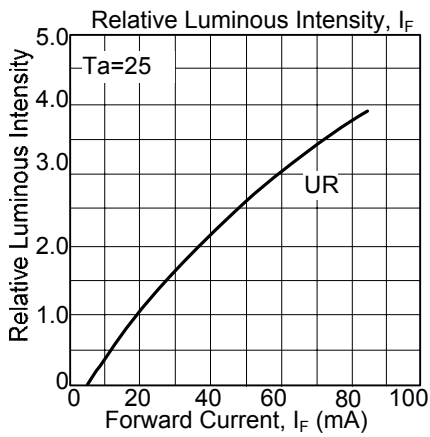
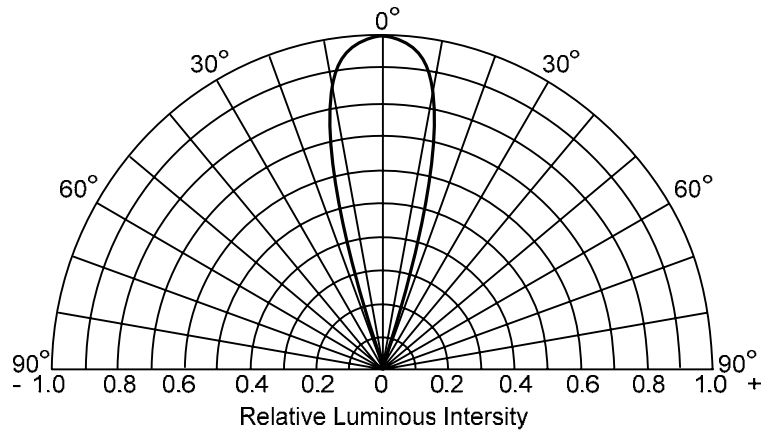
PARAMETER	SYMBOL	TEST CONDITIONS	MIN	TYP	MAX	UNIT
Dominant Wavelength	λ _D	I _F =20mA	620		625	nm
Luminous Intensity	I _V	I _F =20mA	2500		4000	mcd
Viewing Angle	2θ _{1/2}	I _F =20mA		25		deg
Forward Voltage	V _F	I _F =20mA	1.7	2.1	2.4	V
Reverse Current	I _R	V _R =5V			10	μA

■ RADIOMETRIC INTENSITY

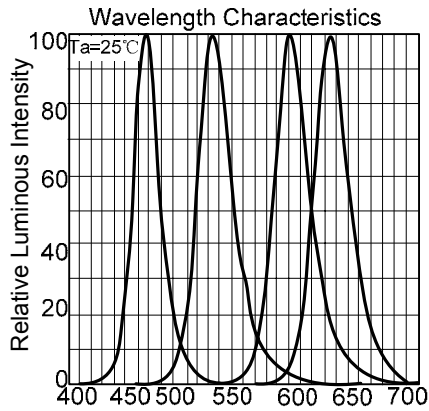
Bin Limits (mW/Sr at 20mA)

Bin	Min.	Max.
K	8.5	10.2
L	10.2	12.3
M	12.3	14.7
N	14.7	17.7
P	17.7	21.2
Q	21.2	25.4
R	25.4	30.5
S	30.5	36.6
T	36.6	43.9

■ TYPICAL ELECTRO-OPTICAL CHARACTERISTICS CURVES



■ TYPICAL ELECTRO-OPTICAL CHARACTERISTICS CURVES



UTC assumes no responsibility for equipment failures that result from using products at values that exceed, even momentarily, rated values (such as maximum ratings, operating condition ranges, or other parameters) listed in products specifications of any and all UTC products described or contained herein. UTC products are not designed for use in life support appliances, devices or systems where malfunction of these products can be reasonably expected to result in personal injury. Reproduction in whole or in part is prohibited without the prior written consent of the copyright owner. The information presented in this document does not form part of any quotation or contract, is believed to be accurate and reliable and may be changed without notice.