

All the technical data and information contained herein are subject to change without notice.

P/N	ESLB-P245BA- []	DATE.	'04- 11- 4
DWN.	M.Uchida	DATA-No.	2MT44376

2.4-2.5GHz Band Chip Multilayer Band Pass Filter

ESLB-P245BA-[]

BPF with Balun

Ver.C

CONFIDENTIAL

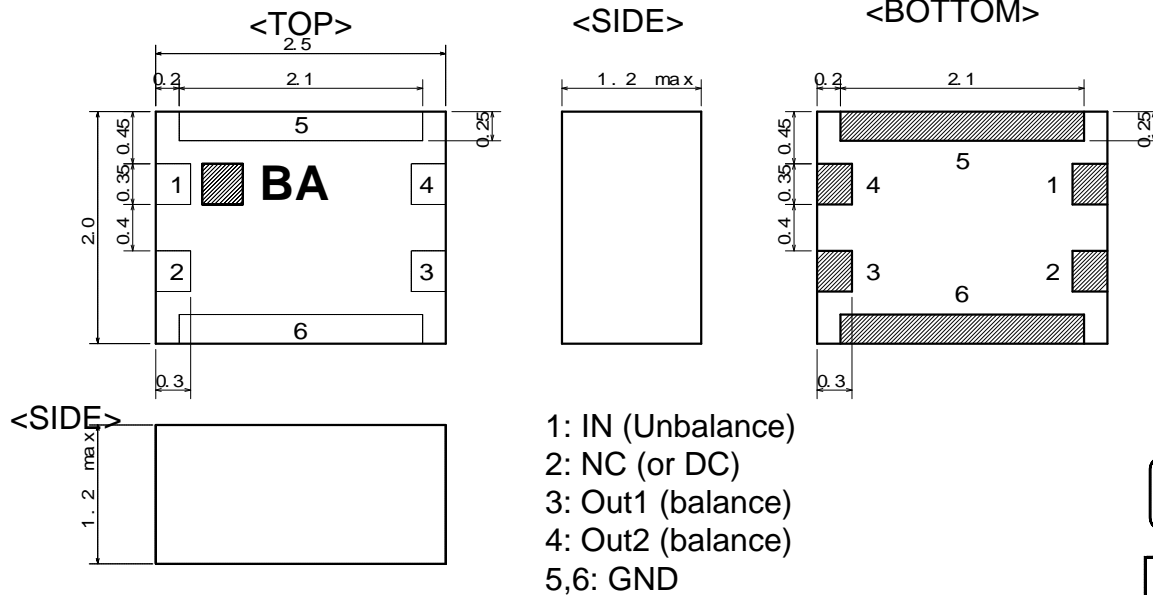
The contents of this document is the property of Hitachi Metals Ltd. and may not be communicated to any other party in any form without the prior written contents of Hitachi Metals Ltd..



Materials Mag!c
Hitachi Metals

Shape and Size

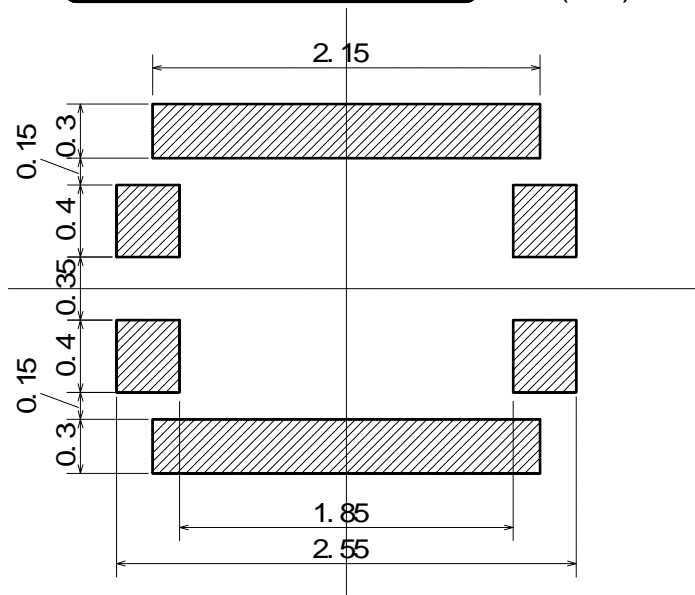
Unit (mm)



- 1: IN (Unbalance)
- 2: NC (or DC)
- 3: Out1 (balance)
- 4: Out2 (balance)
- 5,6: GND

Foot Pattern

Unit (mm)



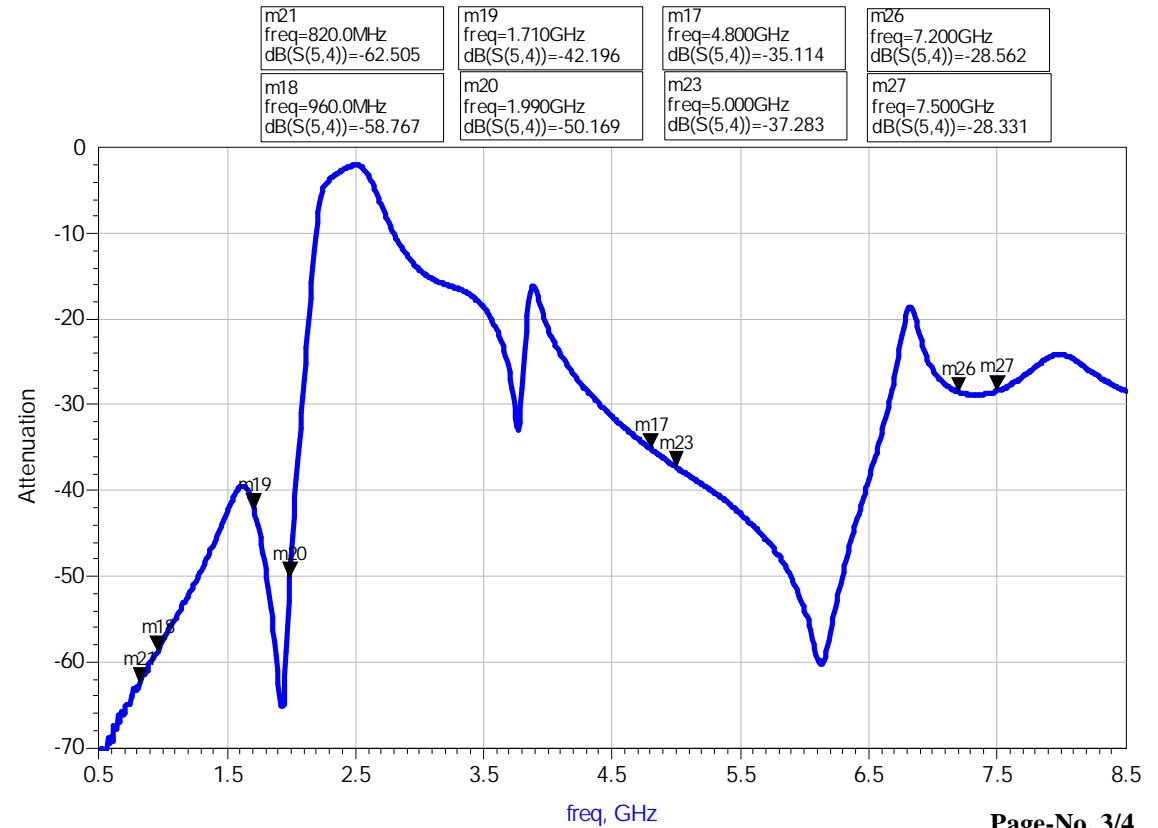
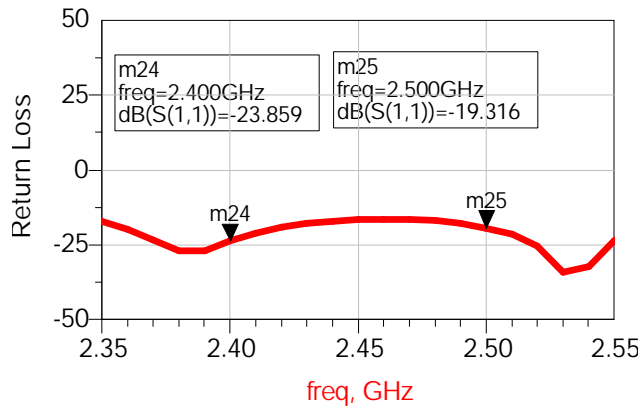
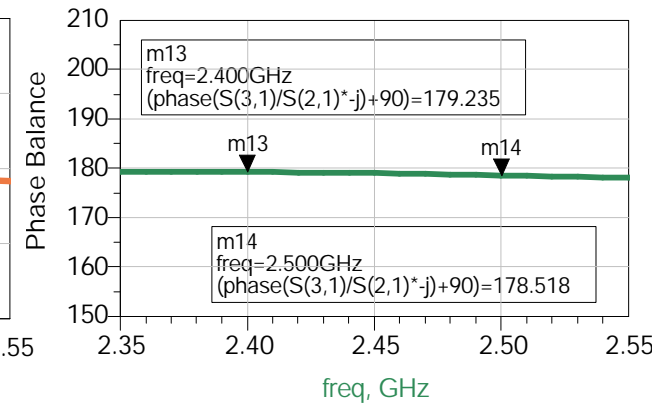
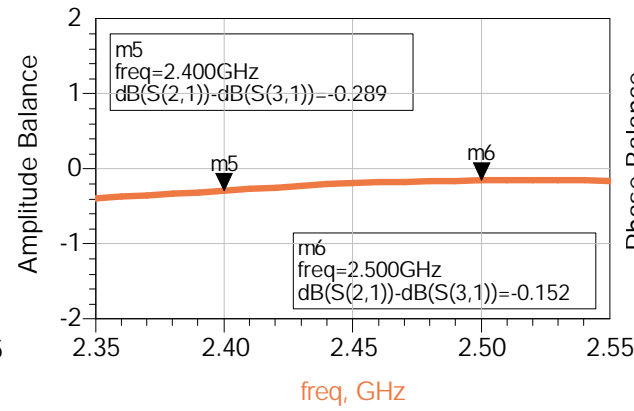
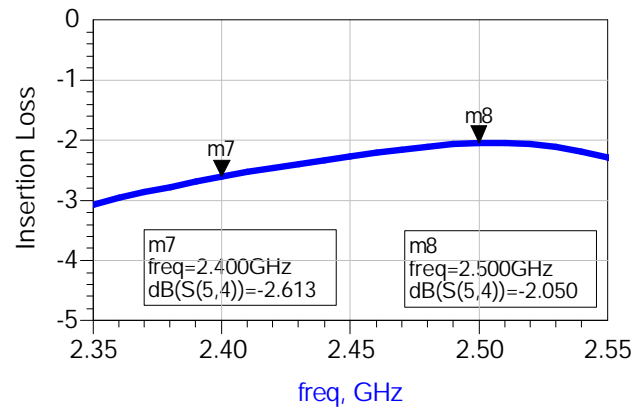
Specification

Parameter	Unit	
Center Frequency(f_0)	MHz	2450
Passband Width	MHz	$f_0 \pm 50$
Insertion Loss	dB	3.5 max
Input Ret.Loss	dB	10 min
Attenuation1 (at 824-960MHz)	dB	50 min
Attenuation2 (at 1710-1990MHz)	dB	35 min
Phase balance	deg.	180 \pm 10
Amplitude balance	dB	1.0 max
Impedance ratio	Ohm	50:50 or 50:100
ESLB-P245BA-1		50:50
ESLB-P245BA-2		50:100

ESLB-P245BA-1 sample DATA

Data-No.2MT44376

(Impedance ratio 50:50)



ESLB-P245BA-2 sample DATA

Data-No.2MT44376

(Impedance ratio 50:100)

