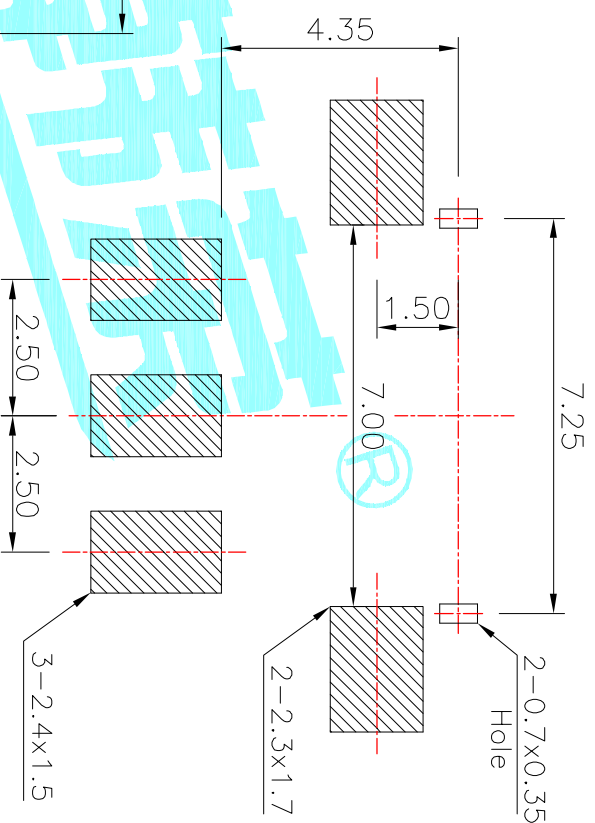
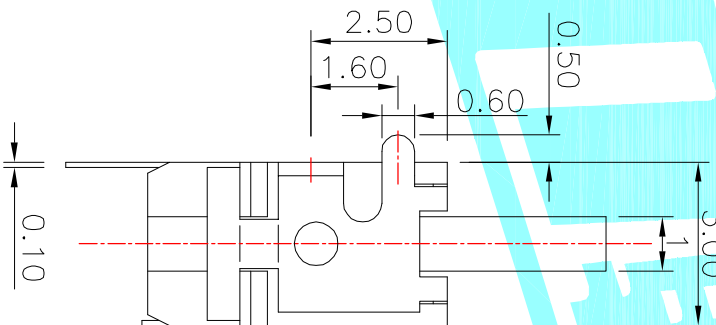
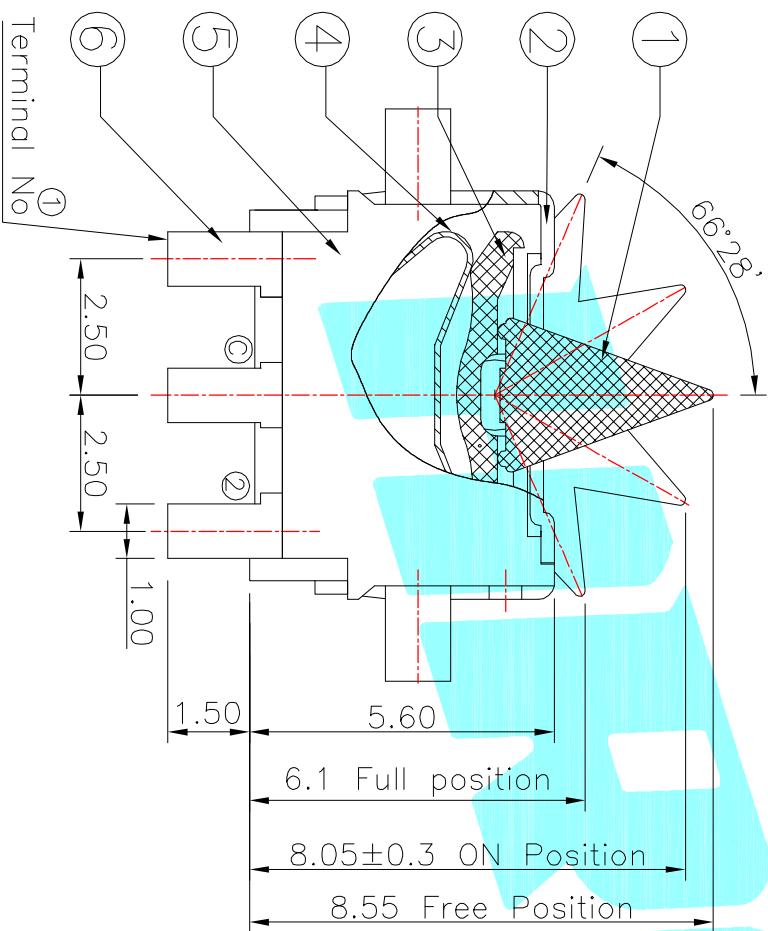


Circuit Diagram



PCB Layout(Pattern side)

NOTE:
Operating Force: 40gf Max

ITEM	PART NAME	TER'NO.	QTY.	MATERIAL	FINISHING	REMARK
①	Slider	---	1	PA46	Natural	---
②	Cover	---	1	SUS	Black	---
③	Frisket	---	1	PA46	Black	---
④	Contact Spring	---	1	Be Alloy	Ag Plated	---
⑤	Housing	---	1	PA46	Black	---
⑥	Terminal	---	3	Phosphor Bronze	Ag Plated	---

APPROVALS		DATE	TITLE:	
DRAWN	J.X.Zhang	2013/9/3	DETECTOR SWITCHES	
CHECKED			ELECTRONICS CO.,LTD	
APPROVALS			K5-1639SN-01	

ECN NO.	REV.	DATE.	DESCRIPTION.	CHANGE.	CHECK.	APPRO.
	A		NEW			
TOLERANCES ARE			30~12.5 ±0.30	10~30 ±0.20	5~10 ±0.15	~5 ±0.10
			ANGLE	±2'	UNIT: mm	SCALE: 1:1
			PART NO.	DRAWING NO.		PROJ:
			SHEET 1 OF 1			