




ETA-USA

HIGH QUALITY SWITCHING POWER SUPPLIES

DC/DC SWITCHING POWER SUPPLY
SINGLE CHANNEL OUTPUT
5 WATTS

OCH05S SERIES



General Description

Features

1. Power module for PCB mountable
2. 4:1 wide input range
3. Low cost, high reliability
4. Regulated Output
5. Low ripple and Noise

Options

Application

Broad needs

Input

Input Voltage Range: DC9~36V OCH05S24-XX
DC18~75V OCH05S48-XX

Switching frequency: 300kHz (typ.)





ETA-USA

HIGH QUALITY SWITCHING POWER SUPPLIES

Output Characteristic	Unit	Models				
		OCH05S24-3.3	OCH05S24-5	OCH05S24-12	OCH05S24-15	OCH05S24-24
Output Voltage	Vdc	3.3	5	12	15	24
Output Current	mA	1200	1000	500	400	250
Ripple	mVpp	< 0.2% Vout + 40mV (max)				
Noise(max)	mVpp	< 0.5% Vout + 50mV (max)				
Voltage Accuracy	V	±2%				
Regulation						
a. Line Regulation [max]	mV	± 0.5%				
b. Load Regulation	mV	± 3% for 3.3V output ± 1% for others				
c. Temperature Coefficient	/°C	± 0.02%				

Efficiency	*1	%	71	75	82	79	81
-------------------	-----------	----------	-----------	-----------	-----------	-----------	-----------

Output Characteristic	Unit	Models				
		OCH05S48-3.3	OCH05S48-5	OCH05S48-12	OCH05S48-15	OCH05S48-24
Output Voltage	Vdc	3.3	5	12	15	24
Output Current	mA	1200	1000	500	400	250
Ripple	mVpp	< 0.2% Vout + 40mV (max)				
Noise(max)	mVpp	< 0.5% Vout + 50mV (max)				
Voltage Accuracy	V	±2%				
Regulation						
a. Line Regulation [max]		± 0.5%				
b. Load Regulation		± 3% for 3.3V output ± 1% for others				
c. Temperature Coefficient	/°C	± 0.02%				

Efficiency	%	71	75	82	82	81
*1						

Conditions:

*1 Rated input and Rated output

*2 at Output current quick change 25% to 75%

*3 At 100% load (convection cooling)



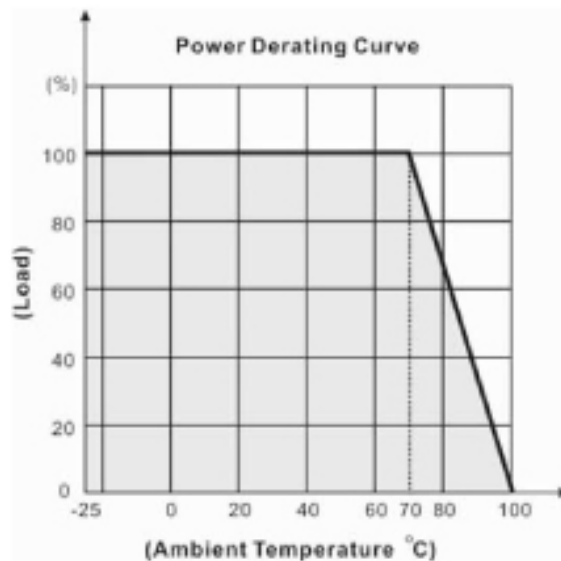


ETA-USA

HIGH QUALITY SWITCHING POWER SUPPLIES

Environmental Specification	
Operating Temperature*3	-25 to +70 °C (at full load)
Storage Temperature	-55 to +105 °C
Storage Humidity	95% RH [non-condensing] max
Isolation Resistance	Input-Output 100MΩ
Isolation Voltage	1600 VDC
Isolation Capacitance	1000pF
Cooling	Convection
MTBF	>800,000 hours at 25°C
Function/Protection	
Short circuit Protection	Current limit, auto-recovery
Over Power Protection	Works at over 120% and auto-recovery
Mechanical	
Dimension [mm]	31.8W × 20.3L × 10.2H ±0.5
Weight [g] (typical)	13

Derating Curves

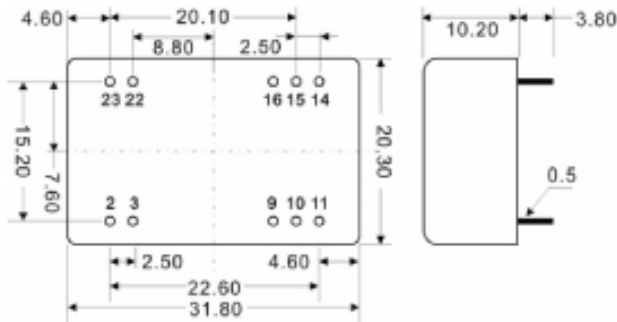




ETA-USA

HIGH QUALITY SWITCHING POWER SUPPLIES

Mechanical drawings



PIN#	Single	Dual
2	-VIN	-VIN
3	-VIN	-VIN
9	NC	COMMON
10	NC	NC
11	NC	-VOUT
14	+VOUT	+VOUT
15	NC	NC
16	-VOUT	COMMON
22	+VIN	+VIN
23	+VIN	+VIN

Block Diagram

Single Output

