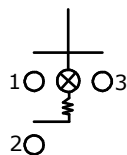
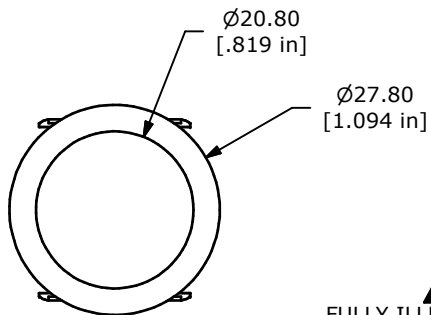


PANEL CUTOUT



CIRCUIT: SPST

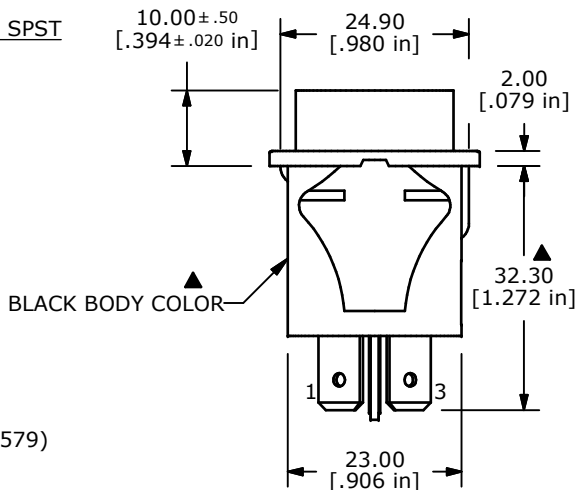


SWITCH FUNCTION	
POS. 1	POS. 2
OFF	(ON)
OPEN	1-3, 2

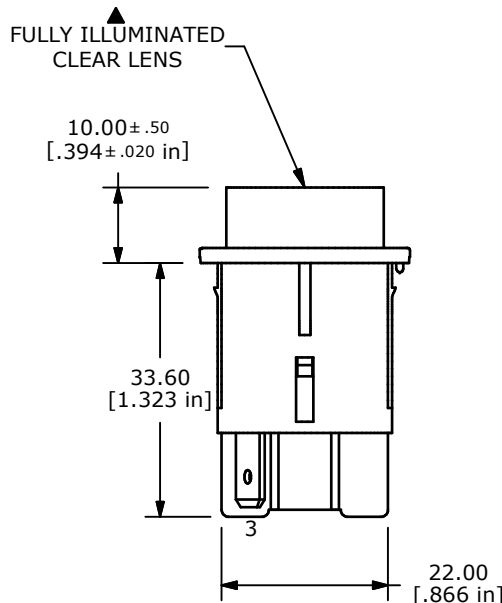
▲ (ON) = MOMENTARY

NOTE:

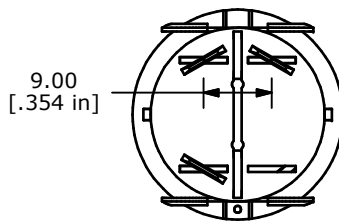
1. ALL DIMENSIONS IN MM [INCH]
2. GENERAL TOLERANCE: X.X = 0.4  
X.XX = 0.25
3. TERMINAL NO'S FOR REFERENCE ONLY.
- ▲ 4. CONTACT RATINGS:  
ANSI/UL 1054 AND CAN/CSA C22.2 NO.55(E194579)  
16A 125VAC [UR,cUR]  
1/2HP 125VAC, 3/4HP250VAC [UR,cUR]  
EN 61058-1: 2002:  
16(6)A 250V~ 1E4 T125/55 [ENEC14, SEMKO]  
10(4)A 250V~ 5E4 T125/55 [ENEC14, SEMKO]
5. CONTACT RESISTANCE: 35mΩ MAX. INITIAL @ 50VAC
6. INSULATION RESISTANCE: 100MΩ @ 500VDC
7. DIELECTRIC STRENGTH: 1500VAC FOR 1 MINUTE
8. ELERTICAL LIFE: 6,000 CYCLES [UR,cUR]  
10,000 CYCLES [VDE]  
50,000 CYCLES [VDE]
9. OPERATING TEMP: -20°C TO 105°C [UR,cUR]  
-20°C TO 125°C [VDE]
10. ▲ DENOTE CRITICAL PARAMETER
11. 2002/95/EC (ROHS) COMPLIANT
- ▲ 12. ILLUMINATION VOLTAGE: 12V



BLACK BODY COLOR



FULLY ILLUMINATED CLEAR LENS



TITLE PR144C1000-104				
SCALE	DATE 9/24/2012	DR EBP	DWG 38-PR144C1000104	REV A

A	20767	RELEASE TO PRODUCTION	9/24/12	EBP
REV	PCR NO	DESCRIPTION	DATE	BY

THE INFORMATION CONTAINED IN THIS DOCUMENT IS PROPRIETARY TO E-SWITCH AND IS NOT TO BE COPIED OR TRANSFERRED