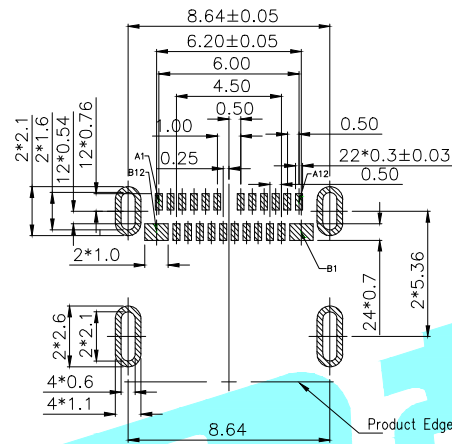
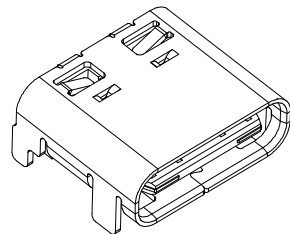
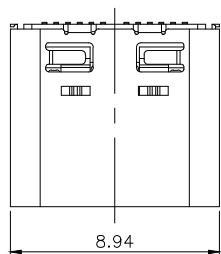
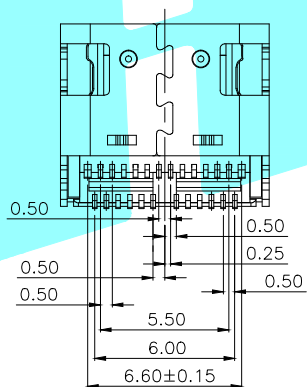
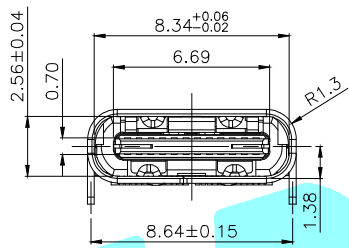
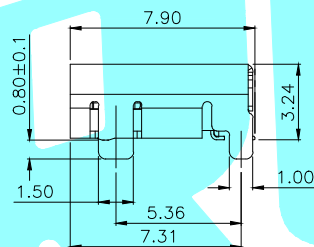


# ROHS



RECOMMENDED P.C.B. LAYOUT(TOP VIEW)  
TOLERANCE UNSPECIFIED ±0.05mm



NOTE:

1. MATERIALS SPECIFICATION:
  - 1-1. HOUSING: HIGH TEMPERATURE RESISTANT PLASTIC, WITH 30% GLASS FILLED, UL94V-0 BLACK.
  - 1-2. CONTACTS: COPPER ALLOY
  - 1-3. EMISPRING: STAINLESS STEEL
  - 1-4. FRONT SHELL: STAINLESS STEEL
  - 1-5. MIDDLE BLADE: STAINLESS STEEL
2. PLATING SPECIFICATION:
  - 2-1. CONTACTS:
    - Ni50u" MIN. UNDERPLATED OVERALL.
    - 1-30u" Au PLATED ON THE FUNCTIONAL AREA OF CONTACT.
    - Au GOLD FLASH PLATED ON SOLDER AREA.
  - 2-2. EMISPRING: CLEANING ONLY
  - 2-3. FRONT SHELL: Ni50u" MIN. UNDERPLATED OVERALL.
  - 2-4. MIDDLE BLADE: Ni50u" MIN. UNDERPLATED OVERALL. TIN 120u" MIN PLATED ON SOLDER AREA.
3. MECHANICAL PERFORMANCE,
  - 3-1. INSERTION FORCE: 5~20N
  - 3-2. REMOVAL FORCE: 8~20N FROM 1 TO 1000 CYCLES
  - 6~20N FROM 1001 TO 10000 CYCLES
  - 3-3. DURABILITY: 10000 CYCLES.
4. ELECTRICAL PERFORMANCE,
  - 4-1. CURRENT RATING: 5.0A FOR VBUS PINS (Pin A4, A9, B4, B9)
  - 1.25A FOR GND PINS (PINA1, A12, B1, B12)
  - 0.25A FOR OTHER PINS (PINA1, A12, B1, B12)
  - VOLTAGE RATING: 30V
  - 4-2. LLCR:
    - VBUS & GND PINS AND OTHER PINS: 40mΩ/PIN MAX.
    - SHIELD: 50mΩ/MAX.
    - LLCR MAX. CHANGE OF ALL PINS: 10mΩ.
  - 4-3. INSULATION RESISTANCE: 100mΩ Min.
  - 4-4. DIELECTRIC WITHSTAND VOLTAGE, AC 100V FOR 1 MINUTE.
5. ENVIRONMENTAL PERFORMANCE:
  - OPERATING TEMPERATURE: -30°C ~ +85°C.
6. IR REFLOW:
  - THE PEAK TEMPERATURE ON THE BOARD SHALL BE MAINTAINED FOR 10 SECONDS AT 260°C.

PIN ASSIGNMENT											
A1	A2	A3	A4	A5	A6	A7	A8	A9	A10	A11	A12
GND	TX1+	TX1-	VBUS	CC1	D+	D-	SBU1	VBUS	RX2-	RX2+	GND
GND	RX1+	RX1-	VBUS	SBU2	D-	D+	CC2	VBUS	TX2-	TX2+	GND
B12	B11	B10	B9	B8	B7	B6	B5	B4	B3	B2	B1

APPROVALS		DATE		HROELECTRONICS CO., LTD			
DRAWN	LIUCAN	2021.01.05		ELECTRONICS CO., LTD			
CHECKED				TITLE:		USB CONNECTOR	
APPROVALS				PART NO.		TYPE-C-31-M-30	
TOLERANCES ARE	30~以上	±0.30	ANGLE	UNIT: mm	SCALE: 1:1	PROJ:	SHEET 1 OF 1
	10~30	±0.25					
	5~10	±0.20					
	~ 5	±0.15	±2'	DRAWING NO.			

ECN NO.	REV.	DATE.	DESCRIPTION.	CHANGE.	CHECK.	APPRO.
	A		NEW			