









-  Designed for switching power supply applications
-  1 turn primary peak current is 20A maximum
-  Frequency range: 20kHz to 200kHz
-  Transformer meets IEC950 insulation requirements
-  Operating temperature 0°C to +150°C
-  RoHS compliant versions are available

ELECTRICAL SPECIFICATION @ 25°C

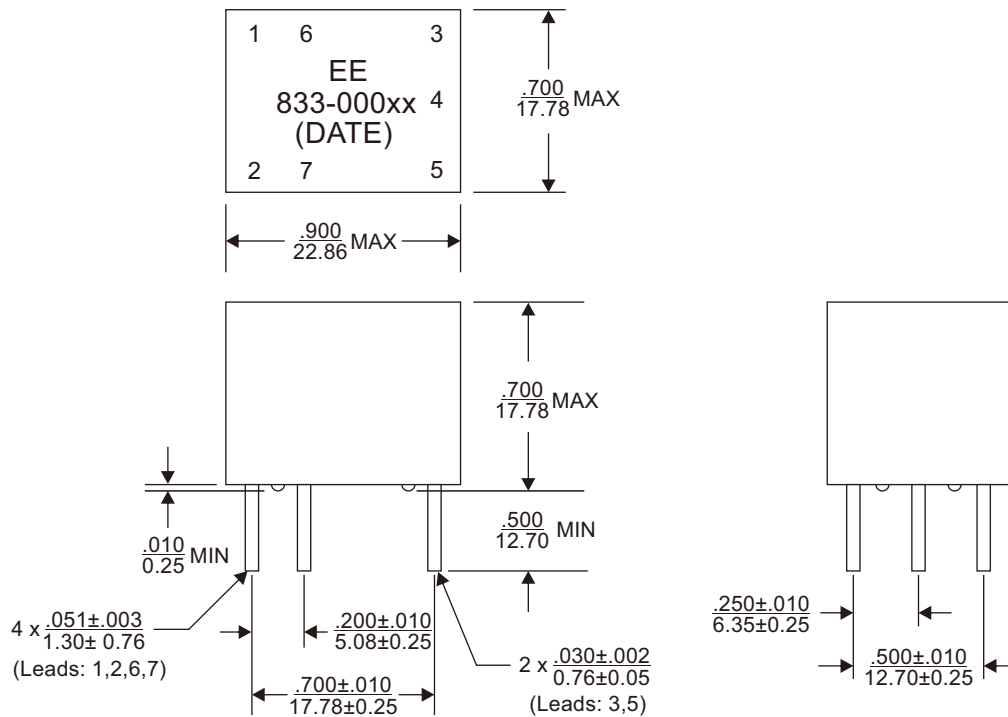
Transformer With 2x1turn Primary		Transformer With 1turn Primary		Inductor Without Primary		Turns	Secondary Inductance ²	Inductance Test voltage	Rs	Rt	Primary ³ Unipolar Amp uSec Rating	Primary ³ Bipolar Amp uSec Rating
Part Number	Schem.	Part Number	Schem.	Part Number	Schem.	Ns	(mH) Min.	(V)	(Ω) MAX	(Ω) NOM	Max.	Max.
—	—	833-00020 ¹	A	833-00036 ¹	E	50	5	0.5	0.7	50	150	300
—	—	833-00021 ¹	A	833-00037 ¹	E	100	20	1.0	1.4	100	300	600
833-00030 ¹	C	833-00022 ¹	A	833-00038 ¹	E	200	80	2.0	4.5	200	600	1200
833-00032 ¹	D	—	—	833-00039 ¹	F	50CT	5	0.5	0.7	50	150	300
833-00033 ¹	D	—	—	833-00040 ¹	F	100CT	20	1.0	1.4	100	300	600
833-00034 ¹	D	833-00026 ¹	B	833-00041 ¹	F	200CT	80	2.0	4.5	200	600	1200
—	—	833-00027 ¹	B	—	—	300CT	180	3.0	11.0	300	900	1800

Notes:

1. For ROHS compliant version please contact EEMPL.
2. Inductance is tested at 15.75kHz.
3. Maximum rating specified with rated secondary terminating resistance and 1 turn primary.
4. Amp-microsecond(AuSec.) rating of primary equals Volt-microsecond(V-uSec.) rating of secondary when secondary is terminated in rated resistance, (Amp-microseconds is equal to the product of a square pulse of current in amps, times the current pulse width in microseconds).

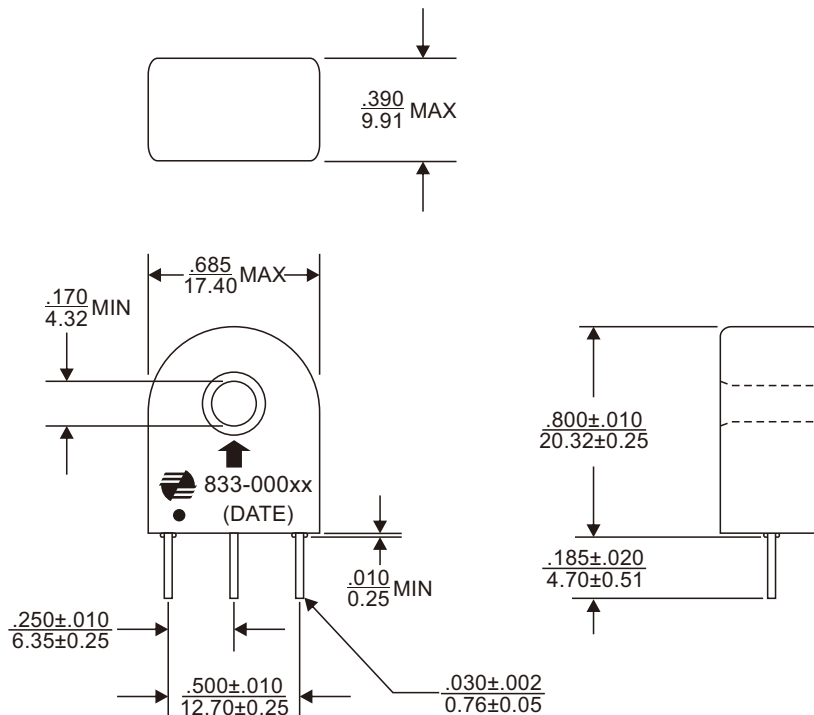


MECHANICAL DIMENSIONS



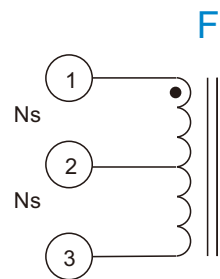
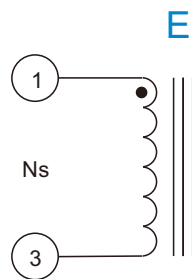
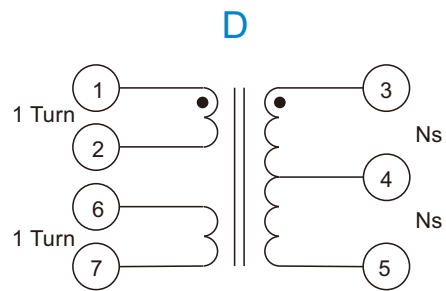
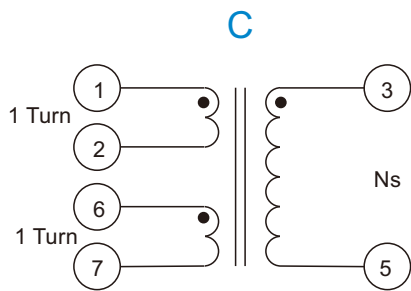
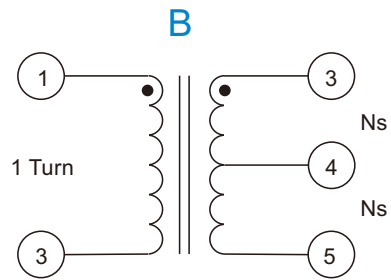
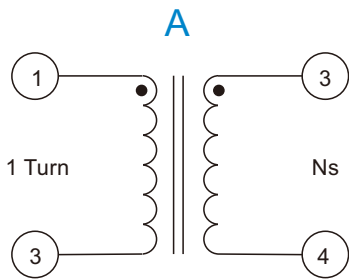
Notes:

- All dimensions are specified in inches with higher precedence in mm.
- Unless otherwise specified, all tolerances are $\pm \frac{.010}{0.25}$.





SCHMATIC



FOR MORE INFORMATION, PLEASE CONTACT

HEADQUARTER

FLAT G, 5/F, Valiant Industrial Centre,
2-12 Au Pui Wan Street, Fotan, N.T.
Hong Kong

Tel: (8620) 8221 4480 Fax: (852) 2954 3304

Email: eempl@eleceltek.com

Website: <http://www.eleceltek.com> / www.eemagnetic.com

Information herein is for reference only and subject to change without notice. It does not constitute any representation, warranty or commitment of the company in respect of the products in any aspect. All logos, brands and product names mentioned herein are trademarks or registered trademarks of their respective owners. The company does not assume any liability arising out of the application or use of any product or circuit described herein. Copyrights 2009, E & E Magnetic Products Limited.