

# RL-1505

## MINI-INDUCTORS CONFORMALLY COATED

### DESCRIPTION

- Conformally Coated Mini-Inductor

### ENVIRONMENTAL DATA

- Storage temperature range: -55°C to +130°C
- Operating temperature range: -40°C to +130°C

### PACKAGING INFORMATION

- Packaging information: pg. 508

### FEATURES & APPLICATIONS

- Have high Q and low distributed capacity
- Excellent for use where space, weight and size is a factor
- Suitable for automatic PCB insertion
- Standard industry color codes identify values

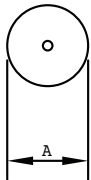
Verify operation with sample in actual circuit. Order samples at [www.rencousa.com](http://www.rencousa.com).

### MECHANICAL DIMENSIONS

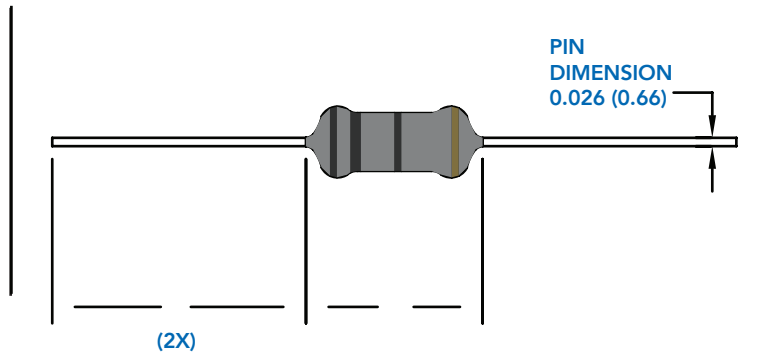
U.S. Standard (mm)

PART NUMBER	A (MAX.)	B (MIN.)	C (MAX.)	PART WEIGHT
RL-1505	0.22 (5.59)	0.75 (19.50)	0.55 (13.97)	0.50g (0.018oz)

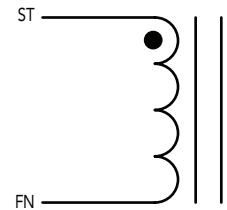
FRONT VIEW



SIDE VIEW



SCHEMATIC



RECO ELECTRONICS INC.

595 International Place, Rockledge, FL 32955-4200 USA • [www.rencousa.com](http://www.rencousa.com) • ISO 9001 Certified  
Toll Free Engineering Hot Line: 800.645.5828 • P: 321.637.1000 • F: 321.637.1600

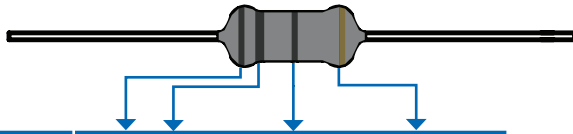


# RL-1505

Renco Part No. RL-1505	Inductance ( $\mu$ H)	DCR Max. (Ohms)	Q Min.	MRF (MHz)	SRF (MHz) Min.	Isat (mA)
RL-1505-12	12.0	0.15	30.0	2.52	11.0	1.05
RL-1505-15	15.0	0.16	30.0	2.52	10.0	1.00
RL-1505-18	18.0	0.18	30.0	2.52	9.0	0.82
RL-1505-22	22.0	0.19	30.0	2.52	8.0	0.80
RL-1505-27	27.0	0.21	30.0	2.52	7.0	0.70
RL-1505-33	33.0	0.22	30.0	2.52	6.0	0.60
RL-1505-39	39.0	0.30	30.0	2.52	5.5	0.54
RL-1505-47	47.0	0.32	30.0	2.52	5.0	0.52
RL-1505-56	56.0	0.36	20.0	2.52	4.5	0.49
RL-1505-68	68.0	0.40	20.0	2.52	4.0	0.45
RL-1505-82	82.0	0.43	20.0	2.52	3.7	0.40
RL-1505-100	100.0	0.56	20.0	2.52	3.3	0.37
RL-1505-120	120.0	1.10	30.0	0.796	3.0	0.31
RL-1505-150	150.0	1.20	30.0	0.796	2.6	0.27
RL-1505-180	180.0	1.30	30.0	0.796	2.3	0.25
RL-1505-220	220.0	1.40	30.0	0.796	2.0	0.22

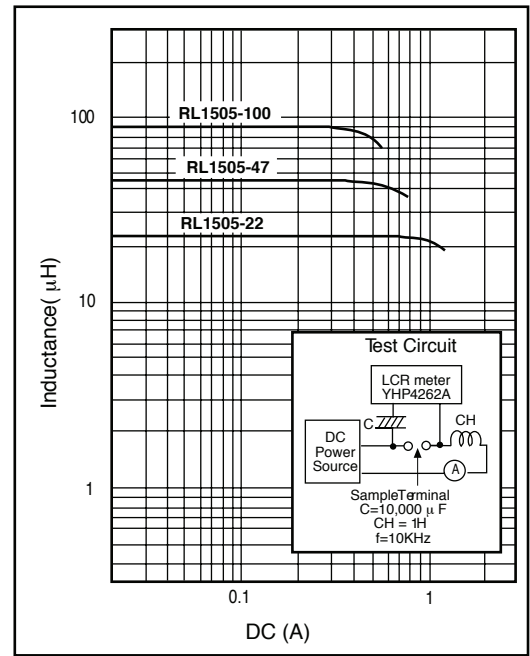
**NOTES:**

1. ELECTRICAL SPECIFICATIONS MEASURED AT 25°C
2. Isat - DC CURRENT THAT WILL CAUSE INDUCTANCE TO DROP BY 5%
3. INDUCTANCE TESTED AT 10 kHz, 0.1 Vrms
4. MRF = Q TEST MEASURING FREQUENCY

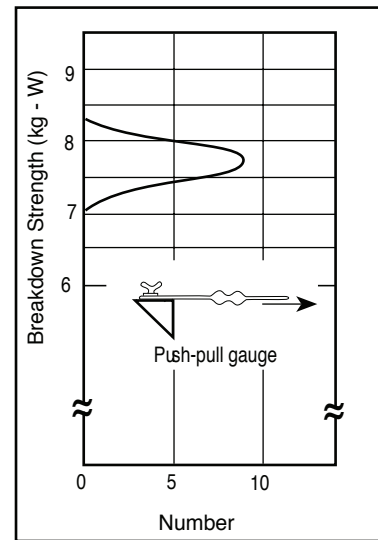


Color	Nominal Inductance ( $\mu$ H)			
	First figure	Second figure	Decade Power Multiplier	Tolerance
Black	0		1	$\pm 20\%$
Brown	1		10	
Red	2		100	
Orange	3		1000	
Yellow	4		--	
Green	5		--	
Blue	6		--	
Purple	7		--	
Grey	8		--	
White	9		--	
Gold	--		0.1	$\pm 5\%$
Silver	--		0.01	$\pm 10\%$

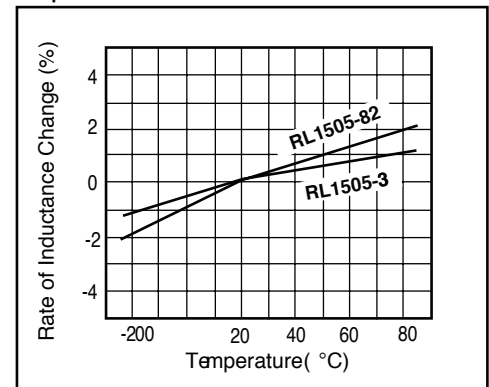
**DC Characteristics**



**Tensile Strength**



**Temperature Characteristics**



**RENCO ELECTRONICS INC.**

595 International Place, Rockledge, FL 32955-4200 USA • www .rencousa.com • ISO 9001 Certified  
Toll Free Engineering Hot Line: 800.645.5828 • P: 321.637.1000 • F: 321.637.1600

