

Subminiature Fuse, 6.4 mm, Quick-Acting F, Telecom



UL 248-14 · 125 VAC · 125 VDC · Quick-Acting F



Description

- Directly solderable on printed circuit boards

Standards

- IEC 60127-3/1
- UL 248-14
- CSA C22.2 no. 248.14
- Telcordia GR-1089
- UL 60950 / IEC 60950
- ITU-T K.20 and K.21
- TIA-968-A

Approvals

- UL File Number: E41599
- CSA File Number: 51172

Applications

- xDSL and ADSL linecards and modems

References

[Packaging Details](#)

Corresponding Fuseholder [FME](#); [FMR](#); [FMS \(125V\)](#)

Last order date: 31.12.2016


We recommend for new applications the type [MSF 125](#)

MSF 125 is fully compatible to MSU 125

Weblinks

[pdf-datasheet](#), [html-datasheet](#), [General Product Information](#), [Packaging details](#), [Approvals](#), [CE declaration of conformity](#), [RoHS](#), [CHINA-RoHS](#), [REACH](#), [Distributor-Stock-Check](#), [Detailed request for product](#)

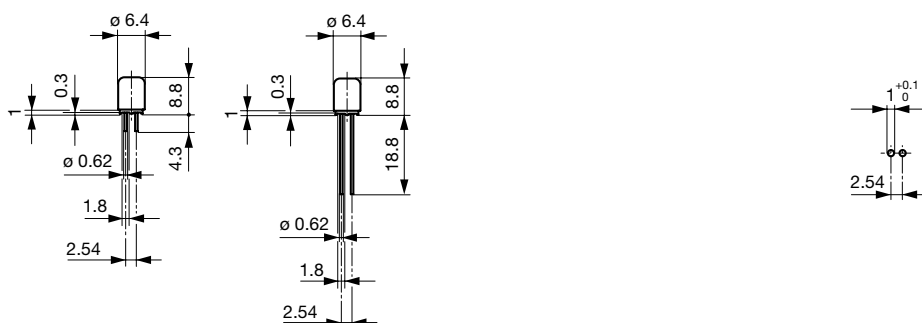
Technical Data

Rated Voltage	125 VAC, 125 VDC
Rated current	0.25 - 3.15 A
Breaking Capacity	100 A
Characteristic	Quick-Acting F
Mounting	PCB, THT
Admissible Ambient Air Temp.	-25 °C to 85 °C
Climatic Category	25/085/21 acc. to IEC 60068-1
Material: Housing	Thermoplastic, UL 94V-0
Material: Terminals	Tin-Plated Copper
Unit Weight	0.34 g
Storage Conditions	0 °C to 40 °C, max. 70% r.h.
Product Marking	 , Type, Rated current, Rated Voltage, Characteristic, Approvals

Soldering Methods	Wave, Iron Soldering Profile
Solderability	235 °C / 2 sec acc. to IEC 60068-2-20, Test Ta
Resistance to Soldering Heat	260 °C / 10 sec acc. to IEC 60068-2-20, Test Tb
Current Carrying Capacity	acc. to EIA/IS-722, Test 4.3.3
Life Test	MIL-STD-202, Method 108A (1000h @ 0.42*In @ 70°C)
Terminal Strength	MIL-STD-202, Method 211A (Deflection of board 1 mm for 1 minute)
Case Resistance	acc. to EIA/IS-722, Test 4.7 >100 MΩ (between leads and body)
Mechanical Shock	MIL-STD-202, Method 213B (Shock 50g, half sine wave, 11 ms)
Vibration, High Frequency	MIL-STD-202, Method 204D Shock 20 gn, 20 min, 10-2 kHz, 12 cyc.
Resistance to Solvents	MIL-STD-202, Method 215A
Flammability	UL 94V-0 (acc. to EIA/IS-722, Test 4.12)

Dimension

6.4 mm



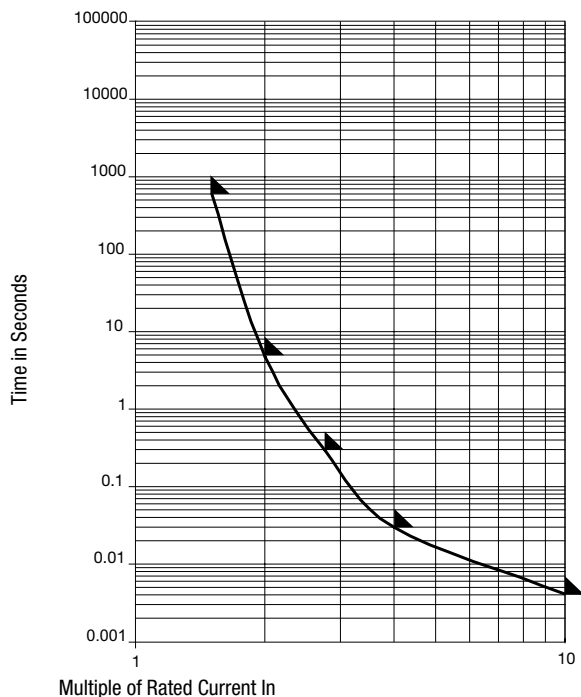
Drilling diagram

Pre-Arcing Time

Rated Current I_n 1.5 x I_n max. 2.0 x I_n max. 2.75 x I_n max. 4.0 x I_n max. 10.0 x I_n max.

0.25 A - 3.15 A	10 min	5 s	300 ms	30 ms	4 ms
-----------------	--------	-----	--------	-------	------

[Kennlinien]



All Variants

Rated Current [A]	Rated Voltage [VAC]	Rated Voltage [VDC]	Voltage Drop 1.0 I_n typ. [mV]	Power Dissipation 1.0 I_n typ. [mW]	Melting I^2t 10.0 I_n Intyp. [A ² s]	GR-1089-CORE [A]	UL60950	ITU - Lightning Surge [A]	ITU - Power Induc-	ITU - Power Contact [A]	S	L	T	Order Number
0.25	125	125	620	100	0.0055	< 1.5	●	4.5	●	300.0	●			2030.0013
0.315	125	125	680	200	0.025	< 1.5	●	5.6	●	300.0	●			2030.0014
0.4	125	125	180	100	0.013	1.6	●	5.9	●	300.0	●			2030.0015
0.5	125	125	180	100	0.02	2.4	●	6.4	●	300.0	●			2030.0016
0.63	125	125	180	100	0.045	2.7	●	7.2	●	300.0	●			2030.0017
0.71	125	125	140	100	0.045	2.9	●	7.8	●	300.0	●			2030.0018
0.75	125	125	170	100	0.02	3.0	●	8.5	●	300.0	●			2030.0019
0.8	125	125	150	100	0.04	5.0	●	11	●	300.0	●			2030.0020
1	125	125	150	100	0.07	6.0	●	16	●	300.0	●			2030.0021
1.25	125	125	150	200	0.12	9.3	●	21	●	300.0	●			2030.0022
1.6	125	125	150	200	0.29	> 14.0	●	35	●	300.0	●			2030.0023
2	125	125	130	200	0.43	> 14.0	●	38	●	300.0	●			2030.0024
2.5	125	125	120	300	0.6	> 14.0	●	57	●	300.0	●			2030.0025
3.15	125	125	120	400	1.11	> 14.0	●	65	●	300.0	●			2030.0026
0.25	125	125	620	100	0.0055	< 1.5	●	4.5	●	300.0	●	●		2030.0243
0.315	125	125	680	200	0.025	< 1.5	●	5.6	●	300.0	●	●		2030.0244
0.4	125	125	180	100	0.013	1.6	●	5.9	●	300.0	●	●		2030.0245
0.5	125	125	180	100	0.02	2.4	●	6.4	●	300.0	●	●		2030.0246
0.63	125	125	180	100	0.045	2.7	●	7.2	●	300.0	●	●		2030.0247
0.71	125	125	140	100	0.045	2.9	●	7.8	●	300.0	●	●		2030.0248
0.75	125	125	170	100	0.02	3.0	●	8.5	●	300.0	●	●		2030.0249

Rated Current [A]	Rated Voltage [VAC]	Rated Voltage [VDC]	Voltage Drop 1.0 I _n typ. [mV]	Power Dissipation 1.0 I _n typ. [mW]	Melting I ² t 10.0 Intyp. [A ² s]	GR-1089-CORE [A]	UL60950	ITU - Lightning Surge [A]	ITU - Power Induc-	ITU - Power Contact [A]	S	L	T	Order Number
0.8	125	125	150	100	0.04	5.0	●	11	●	300.0	●			2030.0250
1	125	125	150	100	0.07	6.0	●	16	●	300.0	●			2030.0251
1.25	125	125	150	200	0.12	9.3	●	21	●	300.0	●			2030.0252
1.6	125	125	150	200	0.29	> 14.0	●	35	●	300.0	●			2030.0253
2	125	125	130	200	0.43	> 14.0	●	38	●	300.0	●			2030.0254
2.5	125	125	120	300	0.6	> 14.0	●	57	●	300.0	●			2030.0255
3.15	125	125	120	400	1.11	> 14.0	●	65	●	300.0	●			2030.0256

Availability for all products can be searched real-time: <http://www.schurter.com/Stock-Check/Stock-Check-SCHURTER>

Packaging Unit	S =	Plastic Bag (100 pcs.)
	L =	Bulk (100 pcs.)
	T =	Taped 36 cm Reel (1000 pcs.)