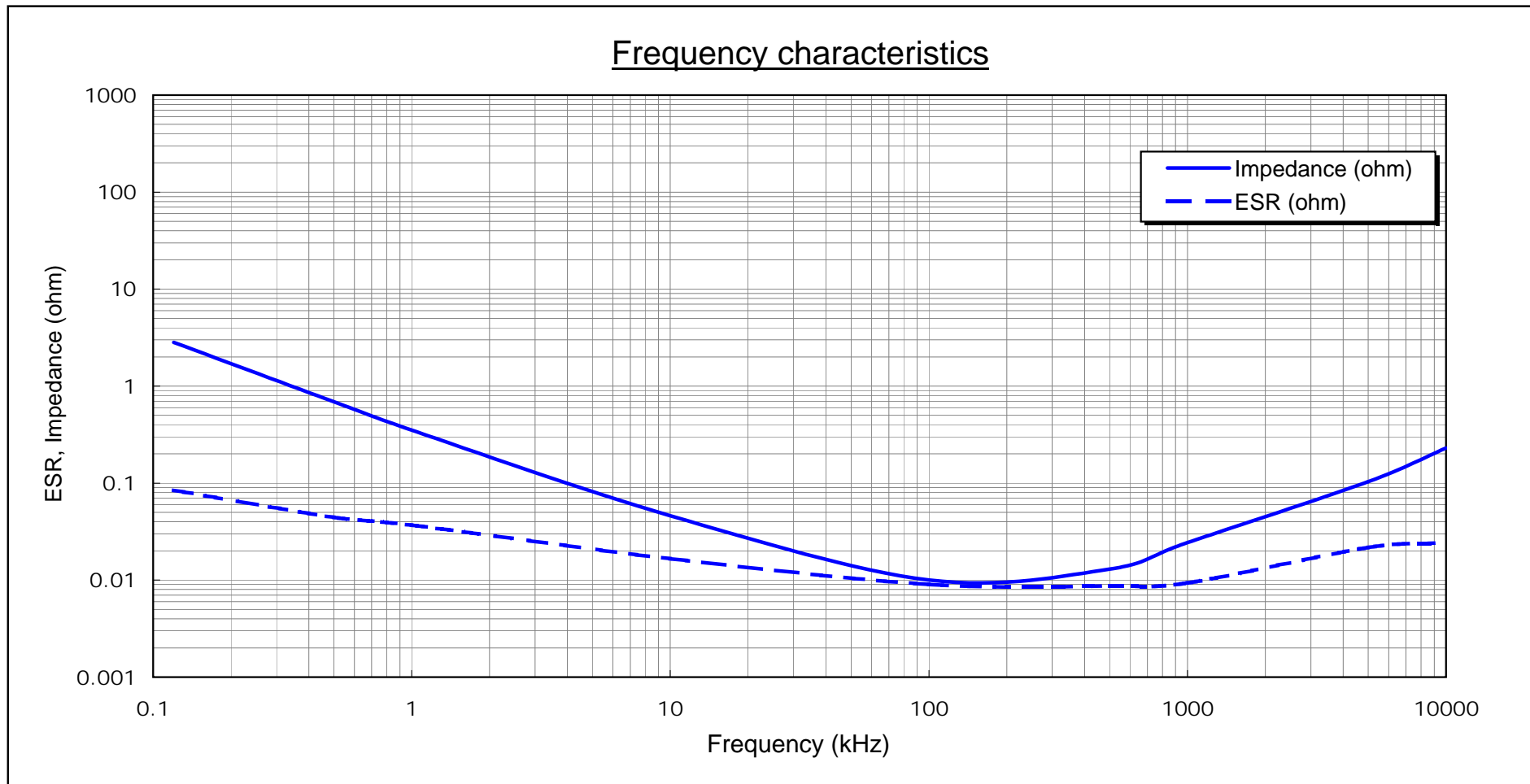


# OS-CON DATA SHEET

OS-CON 6SVP470M

No.OS02N-DFSVP051

Frequency (kHz)	0.12	0.5	1	10	100	500	1000	5000	10000
Impedance (ohm)	2.824	0.691	0.353	0.046	0.010	0.013	0.024	0.103	0.230
ESR (ohm)	0.084	0.044	0.037	0.017	0.009	0.009	0.009	0.022	0.024



Measuring equipment: HP4194A  
Test fixture: HP16047C  
Measuring position: root of leads

OS Engineering Department, OS-CON Control Department  
Saga SANYO Industries Co., Ltd.

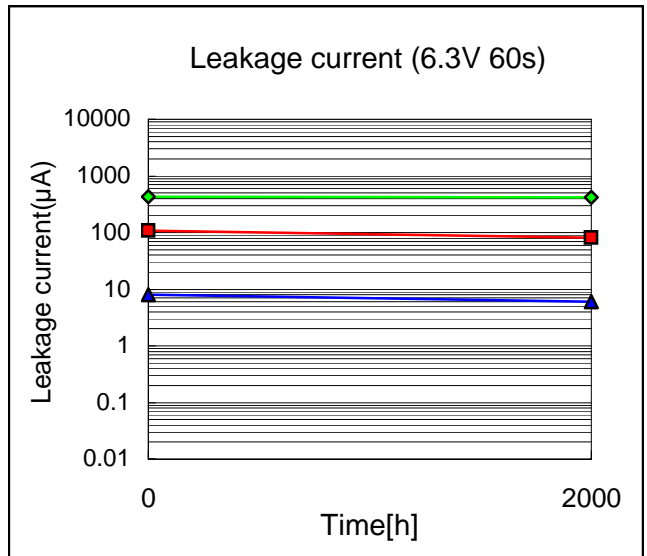
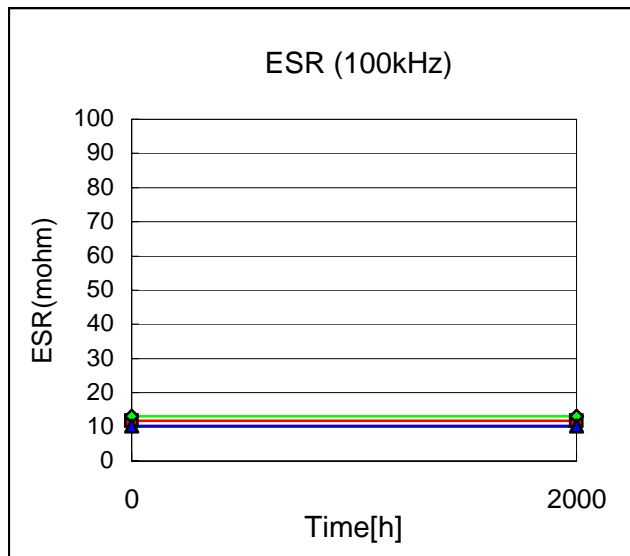
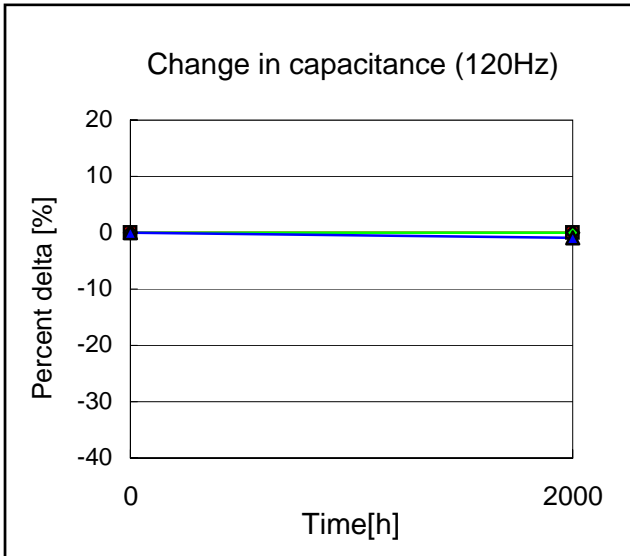
n = 3p.(Ave.)  
Room temperature

# OS-CON DATA SHEET

**OS-CON™** SVP series

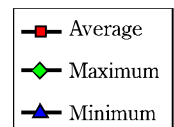


Test item Endurance (After V.P.S test)	Test temperature 105 deg.C	Model 6SVP470M
	Applied voltage 6.3V	Lot No. 130106406



Note: n =30p.

V.P.S test conditions : 230deg.Cx75sx2times  
(V.P.S=Vapor Phase Soldering method)



Start on September 10, 2001	Executed by R. Kawachino	
End on December 2, 2001	Drawn by S. Yoshino	No.OS02D-DESV051

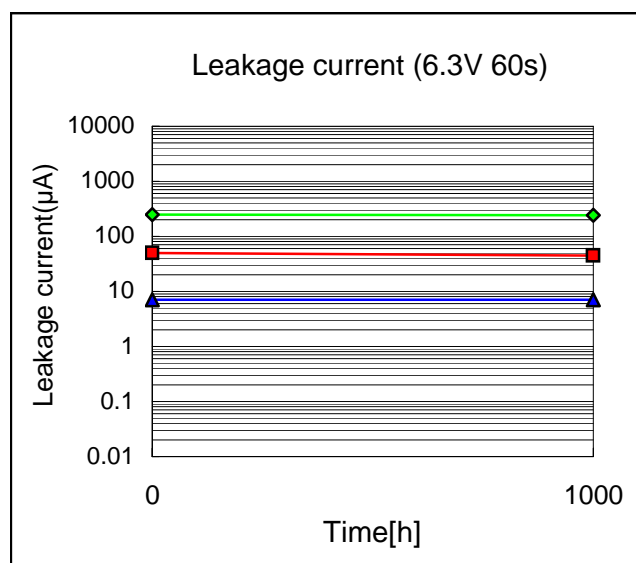
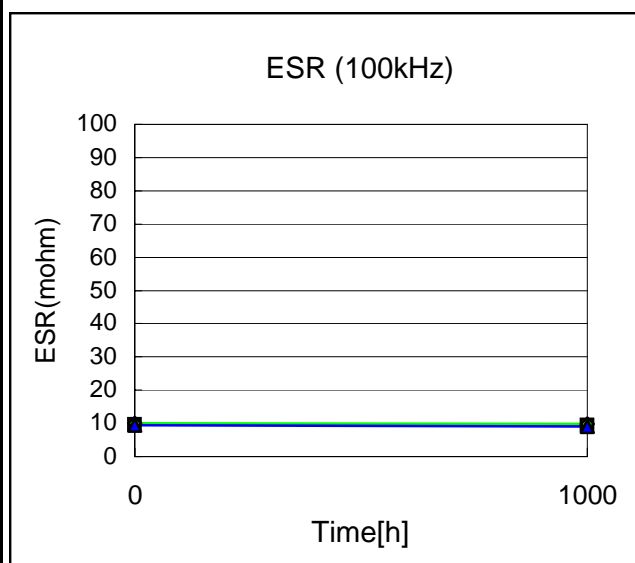
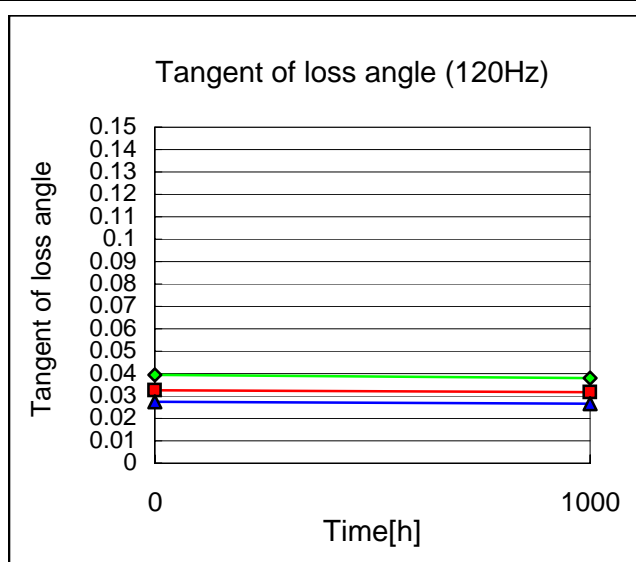
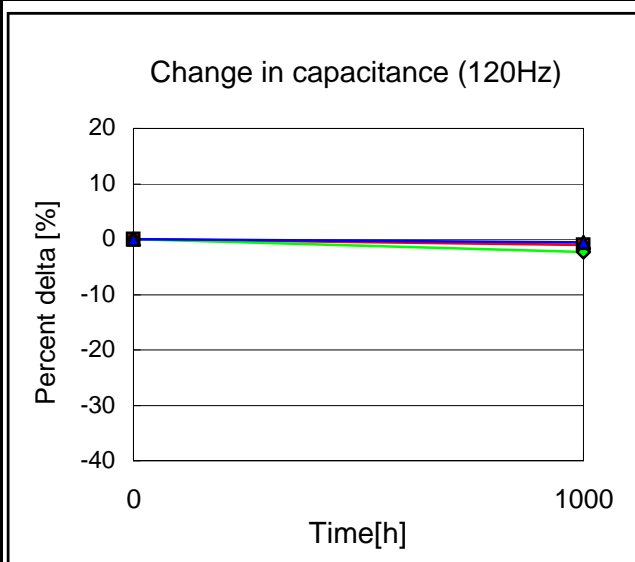
OS Engineering Department, OS-CON Control Department, Saga SANYO Industries Co., Ltd.

# OS-CON DATA SHEET

**OS-CON™** SVP series


SANYO

Test item Damp heat (Steady state) (After V.P.S test)	Test temperature 60 deg.C	Model 6SVP470M
	Test humidity 90% RH	Lot No. 060202471



Note: n =20p.

V.P.S test conditions : 230deg.Cx75sx2times  
(V.P.S = Vapor Phase Soldering method)



Start on November 7, 2001	Executed by R. Kawachino	
End on December 20, 2001	Drawn by M. Kimura	No.OS02D-DHSVP051
OS Engineering Department, OS-CON Control Department, Saga SANYO Industries Co., Ltd.		