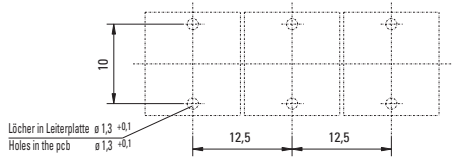



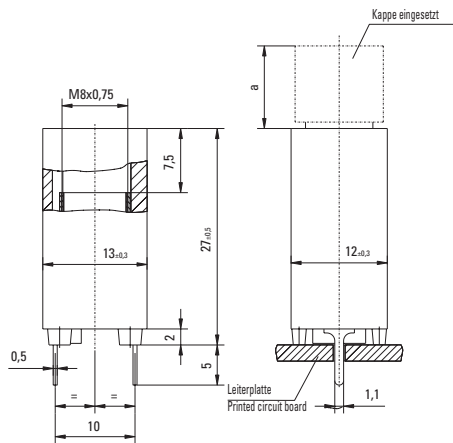
Holder / No. 598

Not for new designs;
please refer to holder no. 831/834



Holes in the Printed Circuit Board

PC Mount, for 5x20mm and 5x25mm Fuses



Specifications

Montage

(2) Solder pins 0.5 x 1.1mm

Protection Class & Category
IP 40 (IEC 60529)

Materials

Holder: Duroplastic (Phenolplast PF), black
Cap: Thermoplastic (Polyamide PA 6.6), UL 94 V-0, black
Metal Parts: Copper alloy, corrosion protected
Terminals: solderable tinned

Electrical Data (23 °C)

Rated Voltage: 250 V
max. Current/Power: 6.3 A / 2.5 W

Operating Temperature

-25 °C to 70 °C (consider de-rating)

Stock Conditions

10 °C to 60 °C

Contact Resistance

≤ 5 mΩ

Dielectric Strength

3 kV, 50Hz, 1 min., dry

Insulation Resistance

> 10³ MΩ (500 V DC, 1 min.)

Solderability

235 °C, 3 sec. (Wave)
350 °C, 1 sec. (Soldering Iron)

Soldering Heat Resistance

260 °C, 5 sec.

Minimum Cross Section

Conduction Path - 0.2mm²

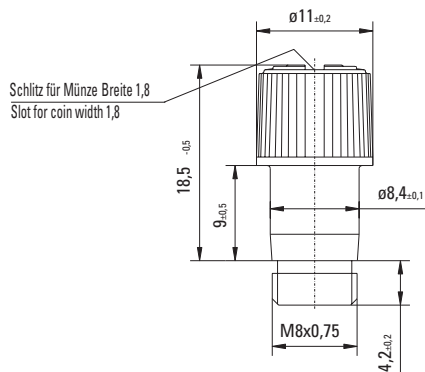
Marking

598, 250 V

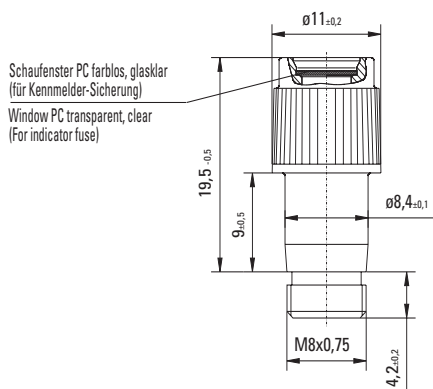
Unit weight

4,9 g (598) / 3,6 g (585) / 3,4 g (586)

Cap / No. 585 for fuses 5 x 20 mm



Cap / No. 586 for fuses 5 x 25 mm



Order Information

Packaging

Bulk (100 St.)

Order Numbers

Holder No. 598 0000 000
Cap, 5 x 20 mm No. 585 0000 000
Cap, 5 x 25 mm No. 586 0000 000

Note: 1.00 means the number one with two decimal places. 1,000 means the number one thousand.

