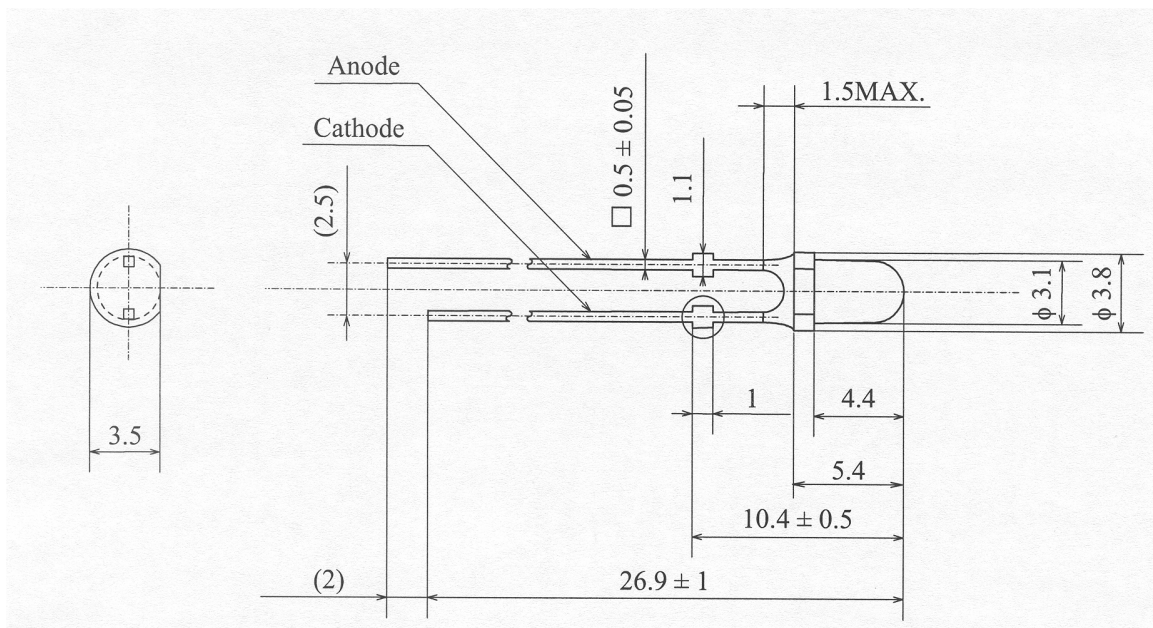


GHB-3M30-G2



1. SPECIFICATIONS

(1) Absolute Maximum Ratings

(Ta=25°C)

| Item | Symbol | Absolute Maximum Rating | Unit |
|-----------------------|------------------|-------------------------|------|
| Forward Current | I _F | 30 | mA |
| Pulse Forward Current | I _{FP} | 100 | mA |
| Reverse Voltage | V _R | 5 | V |
| Power Dissipation | P _D | 120 | mW |
| Operating Temperature | T _{opr} | -30 ~ + 85 | °C |
| Storage Temperature | T _{stg} | -40 ~ +100 | °C |
| Soldering Temperature | T _{sl} | 265°C for 10sec. | |

I_{FP} Conditions : Pulse Width ≤ 10msec. and Duty ≤ 1/10

(2) Initial Electrical/Optical Characteristics

(Ta=25°C)

| Item | Symbol | Condition | Min. | Typ. | Max. | Unit | |
|--------------------|----------------|------------------------|------------------------|------|------|------|-----|
| Forward Voltage | V _F | I _F =20[mA] | - | 3.5 | 4.0 | V | |
| Reverse Current | I _R | V _R = 5[V] | - | - | 50 | μA | |
| Luminous Intensity | Rank T | I _v | I _F =20[mA] | 4600 | 5500 | 6600 | mcd |
| | Rank S | I _v | I _F =20[mA] | 3300 | 3900 | 4600 | mcd |
| | Rank R | I _v | I _F =20[mA] | 2300 | 2750 | 3300 | mcd |

* Measurement Uncertainty of the Luminous Intensity : ± 10%

Color Ranks

(I_F=20mA, Ta=25°C)

| Rank G | | | | | Rank H | | | | |
|--------|------|------|------|------|--------|------|------|------|------|
| x | 0.14 | 0.14 | 0.22 | 0.22 | x | 0.21 | 0.21 | 0.28 | 0.28 |
| y | 0.64 | 0.74 | 0.74 | 0.64 | y | 0.65 | 0.73 | 0.73 | 0.65 |

* Measurement Uncertainty of the Color Coordinates : ± 0.01

* One delivery will include up to two color ranks and three luminous intensity ranks of the products.

The quantity-ratio of the ranks is decided by Nichia.

2. TYPICAL INITIAL OPTICAL/ELECTRICAL CHARACTERISTICS

Please refer to figure's page.

3. OUTLINE DIMENSIONS AND MATERIALS

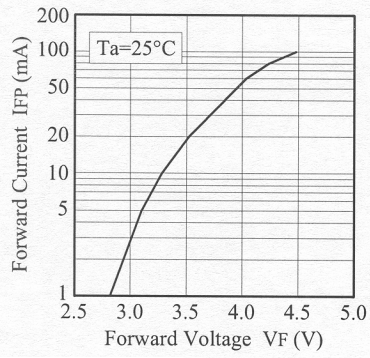
Please refer to figure's page.

Material as follows ;

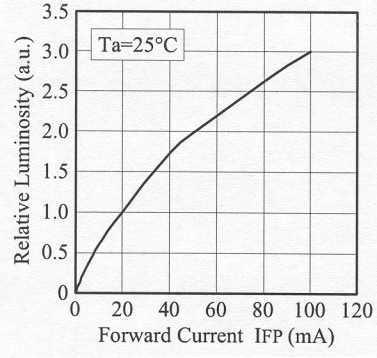
Resin(Mold) : Epoxy Resin

Leadframe : Ag plating Copper Alloy

■ Forward Voltage vs. Forward Current



■ Forward Current vs. Relative Luminosity



■ Spectrum

