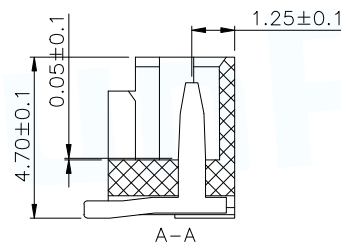
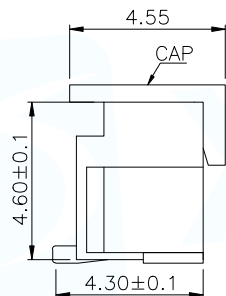
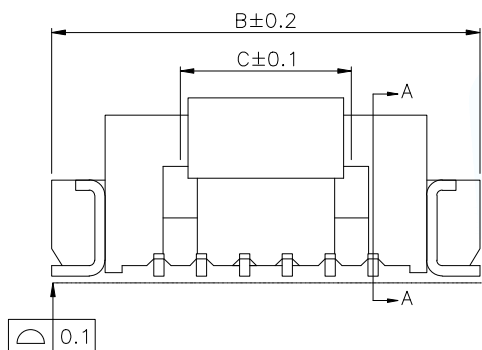


1. 塑件表面应光洁, 无毛边, 无明显收缩、缺陷、裂纹等现象。
2. 锁扣窗口: 2~3PIN为1个, ≥4PIN为2个。
3. 不同PIN位吸盖加入/取出力有差异, 实属正常现象。



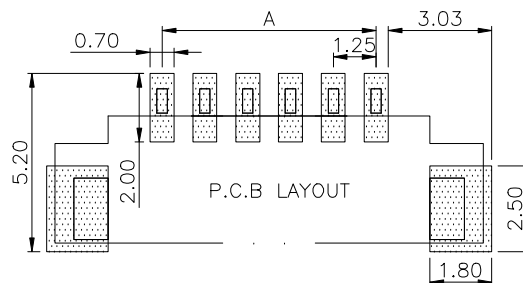
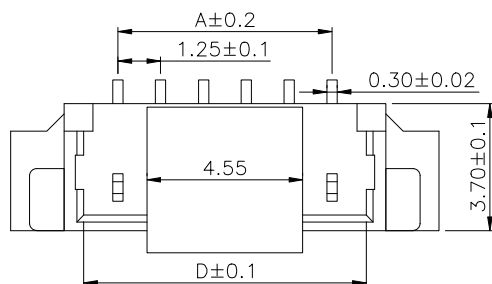
Part No	PIN	A	B	C	D
WAFER-MX1.25-2PLB	2	1.25	7.50		3.25
WAFER-MX1.25-3PLB	3	2.50	8.75		4.50
WAFER-MX1.25-4PLB	4	3.75	10.00	2.50	5.75
WAFER-MX1.25-5PLB	5	5.00	11.25	3.75	7.00
WAFER-MX1.25-6PLB	6	6.25	12.50	5.00	8.25
WAFER-MX1.25-7PLB	7	7.50	13.75	6.25	9.50
WAFER-MX1.25-8PLB	8	8.75	15.00	7.50	10.75
WAFER-MX1.25-9PLB	9	10.00	16.25	8.75	12.00
WAFER-MX1.25-10PLB	10	11.25	17.50	10.00	13.25
WAFER-MX1.25-11PLB	11	12.50	18.75	11.25	14.50
WAFER-MX1.25-12PLB	12	13.75	20.00	12.50	15.75
WAFER-MX1.25-13PLB	13	15.00	21.25	13.75	17.00
WAFER-MX1.25-14PLB	14	16.25	22.50	15.00	18.25
WAFER-MX1.25-15PLB	15	17.50	23.75	16.25	19.50
WAFER-MX1.25-16PLB	16	18.75	25.00	17.50	20.75

NOTES:

- 1.BASE: LCP
- 2.PIN: Brass
- 3.Solder Tab: Brass

SPECIFICATIONS:

- 1.Spacing: 1.25
- 2.Voltage Rating: 125V AC DC
- 3.Current Rating: 1A AC DC
- 4.Insulation Resistance: 100MΩ Min
- 5.Contact Resistance: 20mΩ Max
- 6.Withstanding voltage: 500V AC 1/Minute
- 7.Temperatuer Range: -25℃ ~+ 85℃



MANUFACTURE DWG		东莞市讯普电子科技有限公司 DongGuan XunPu Electronics Co.,Ltd	
UNLESS OTHERWISE SPECIFIED TOLERANCES			TITLE: WAFER 1.25 立贴
			PAR WAFER-MX1.25-NPLB
DECIMALS:	ANGLES:		DWN
X.:±0.2	X'.:±5°		CHKD
.X:±0.1	X.X':±3°	APVD	
.XX:±0.05	X.XX':±1°	CUSTOMER COPY	SCALE1:1 UNIT:MM
			SIZE:A4 SHEET:1F1 REV:A