

PART NUMBER	DESCRIPTION
CAS-37	3-State Attenuated Switch, DC-25 GHz
<p>The CAS-37 is a multi-state coaxial switch. It can be switched to a low loss state (less than 0.5 dB), attenuated state (20 dB across a broadband) or open state with one of the 2 RF inputs terminated into a 50Ω termination.</p> <p>The CAS-37 tri-state attenuated coaxial switch is ideal for many applications including test & measurement where stringent signal fidelity switching, minimum device footprint, and switch reliability are of prime concern.</p>	

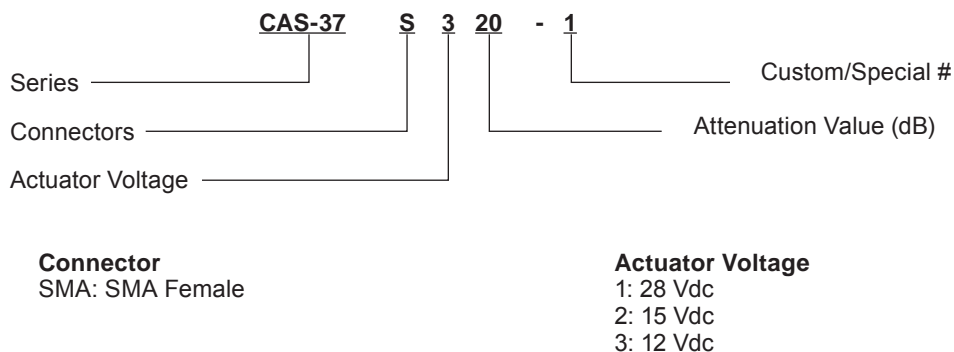


ENVIRONMENTAL AND PHYSICAL CHARACTERISTICS	
Operating Temperature	0°C to 55°C
Vibration (MIL-STD-202 Method 214, Condition D, non-operating)	5G RMS
Shock (MIL-STD-202 Method 213, Condition D, non-operating)	500G
Life	1 Million Cycles
RF Power	Contact Factory
Connector Type	SMA
Weight	4 oz. (113.4g) (max)

ELECTRICAL CHARACTERISTICS	
RF Contacts	Break before make
Frequency Range	DC-25 GHz
Characteristic Impedance	50 W
Operate Time	20 ms (max.)
Release Time	20 ms (max.)
Actuation Voltage Available (V)	12
Actuation Current (mA)	380

PERFORMANCE CHARACTERISTICS						
Parameter	DC-3 GHz	3-9 GHz	9-13 GHz	13-18 GHz	18-21 GHz	21-25
VSWR, 20 dB Path (max.)	1.11:1	1.20:1	1.50:1	1.45:1	1.80:1	2.80:1
VSWR, Thru Path (max.)	1.11:1	1.20:1	1.25:1	1.33:1	1.33:1	1.50:1
Attenuation, 20 dB (dB max/min)	+28 -.4	+48 -.4	+83 -.41	+1.12 -.48	+1.55 -.56	+1.95 -.65
Insertion Loss, Thru Path (dB max.)	-.35	-.48	-.63	-.75	-.93	-1.1
Isolation, Open Path	>60	>25	>25	>25	>25	>25

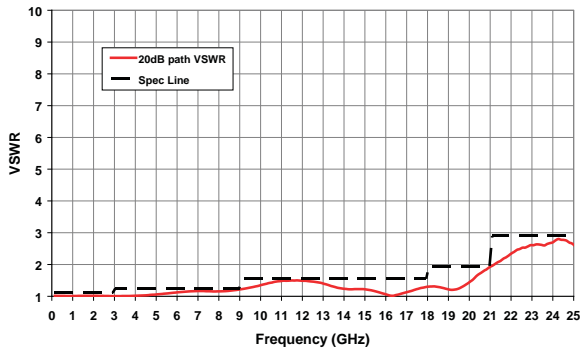
PART NUMBERING SYSTEM



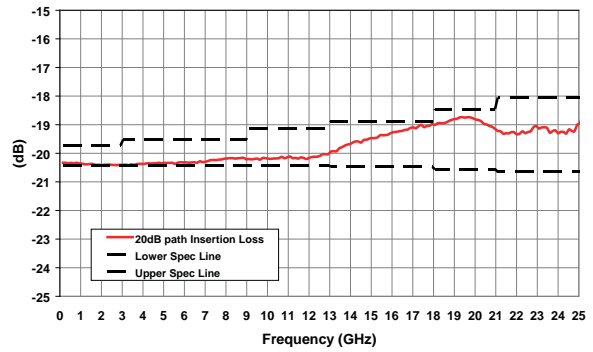
For other options, contact factory.

TYPICAL PERFORMANCE CURVES

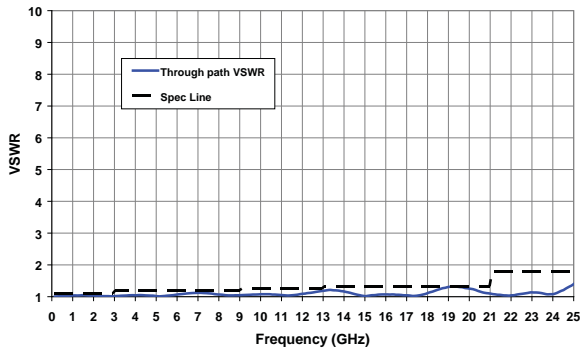
20dB Path VSWR



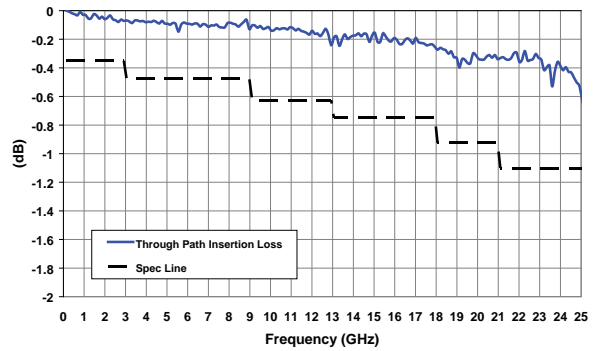
20dB Path Insertion Loss



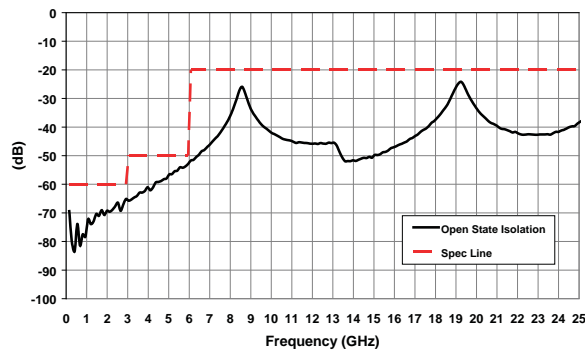
Through Path VSWR



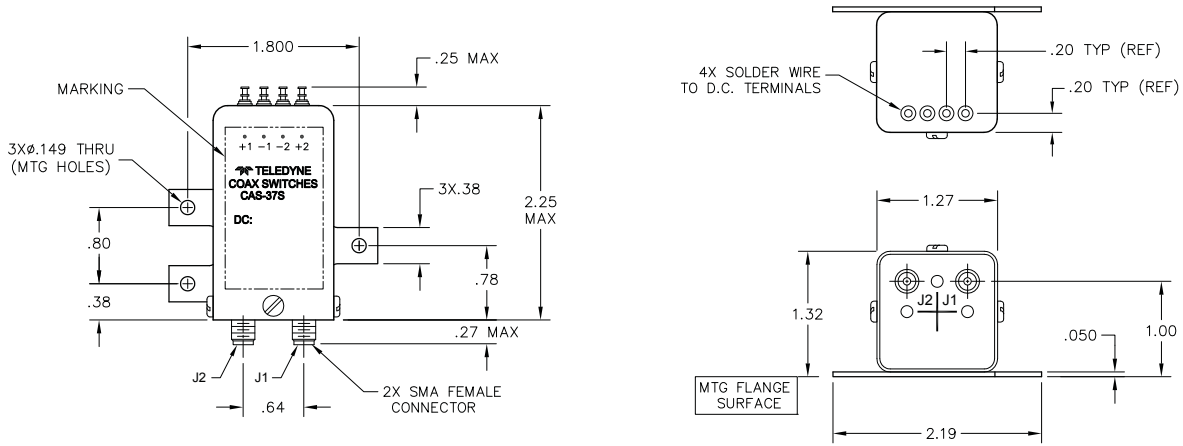
Through Path Insertion Loss



Open State Isolation



MECHANICAL OUTLINE



SCHEMATIC DIAGRAM

