

Data sheet | Item number: 769-615/005-000

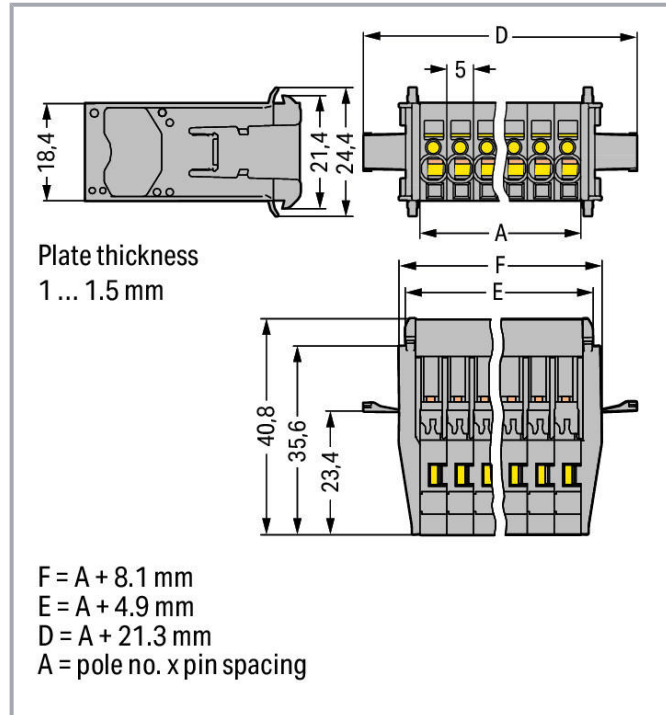
1-conductor male connector; CAGE CLAMP®; 4 mm²; Pin spacing 5 mm; 15-pole; Snap-in flange; 4,00 mm²; gray

www.wago.com/769-615/005-000



i Picture differs from the item.

Color:



Data

Electrical data

Ratings per IEC/EN

| | |
|-----------------------------|---|
| Nominal voltage (III/3) | 500 V |
| Rated surge voltage (III/3) | 6 kV |
| Rated current | 32 A |
| Legend (ratings) | (III / 3) $\hat{=}$ Overvoltage category III / Pollution degree 3 |

Connection data

| | |
|-----------------------------------|----|
| Total number of connection points | 15 |
| Total number of potentials | 15 |

Subject to changes. Please also observe the further product documentation!

WAGO GmbH & Co. KG
Hansastr. 27
32423 Minden
Phone: +49571 887-0 | Fax: +49571 887-169
Email: info.de@wago.com | Web: www.wago.com

Do you have any questions about our products?
We are always happy to take your call at +49 (571) 887-44222.



Connection 1

| | |
|---------------------------------|--|
| Connection technology | CAGE CLAMP® |
| Actuation type | Operating tool |
| Connectable conductor materials | Copper |
| Nominal cross-section | 4 mm ² |
| Solid conductor | 0.08 ... 4 mm ² / 28 ... 12 AWG |
| Fine-stranded conductor | 0.08 ... 4 mm ² / 28 ... 12 AWG |
| Strip length | 8 ... 9 mm / 0.31 ... 0.35 inch |
| Pole No. | 15 |
| Wiring direction | Front-entry wiring |

Physical data

| | |
|-------------|----------------------|
| Pin spacing | 5 mm / 0.197 inch |
| Width | 96.3 mm / 3.791 inch |
| Height | 24.4 mm / 0.961 inch |
| Depth | 40.8 mm / 1.606 inch |

Mechanical data

| | |
|-----------------|---------|
| Variable coding | Ja |
| Mounting type | Snap-in |

Plug-in connection

| | |
|------------------------------------|---------------------|
| Contact type (pluggable connector) | Male connector/plug |
| Connector (connection type) | for conductor |

Material data

| | |
|-----------------------------|--|
| Note on material data | Information on material data can be found here |
| Color | gray |
| Insulation material | Polyamide (PA66) |
| Flammability class per UL94 | V0 |
| Fire load | 0.905 MJ |
| Weight | 45.2 g |

Commercial data

| | |
|---------------|-------------------|
| Product Group | 18 (X-COM-System) |
|---------------|-------------------|

Subject to changes. Please also observe the further product documentation!



WAGO GmbH & Co. KG
 Hansastr. 27
 32423 Minden
 Phone: +49571 887-0 | Fax: +49571 887-169
 Email: info.de@wago.com | Web: www.wago.com

Do you have any questions about our products?
 We are always happy to take your call at +49 (571) 887-44222.



| | |
|-----------------------|---------------|
| PU (SPU) | 10 Stück |
| Packaging type | box |
| Country of origin | PL |
| GTIN | 4044918854559 |
| Customs tariff number | 85366990990 |

Approvals / Certificates

Country specific Approvals


| Logo | Approval | Additional Approval Text | Certificate name |
|--|---------------------------------|--------------------------|------------------|
|  | CCA DEKRA Certification B.V. | EN 61984 | 2190419.02 |
| | CCA DEKRA Certification B.V. | IEC 61984 | NL-47799 /A1 |
|  | CSA DEKRA Certification B.V. | C22.2 No. 158 | 1101144 |

UL-Approvals

| Logo | Approval | Additional Approval Text | Certificate name |
|--|--------------------------------------|--------------------------|------------------|
|  | UR Underwriters Laboratories Inc. | UL 1977 | E45171 |
|  | UR Underwriters Laboratories Inc. | UL 1059 | E45172 |

Optional accessories

Insulation stop

| | |
|--|---|
| Insulation stop | |
|  | <p>Item no.: 769-470</p> <p>Insulation stop; 0.08 - 0.2 mm² "s" (0.14 mm² "f-st"); 5 pieces/strip; white</p> |
| | www.wago.com/769-470 |

Subject to changes. Please also observe the further product documentation!



Item no.: 769-471
Insulation stop; 0.25 - 0.5 mm²; 5 pieces/strip; light gray

www.wago.com/769-471



Item no.: 769-472
Insulation stop; 0.75 - 1 mm²; 5 pieces/strip; dark gray

www.wago.com/769-472

Marking accessories

Marking strip



Item no.: 210-831
Marking strips; on reel; 2.3 mm wide; plain; Self-adhesive; white

www.wago.com/210-831



Item no.: 210-833
Marking strips; 25 m on roll; 6 mm wide; plain; Self-adhesive; white

www.wago.com/210-833



Item no.: 210-834
Marking strips; on reel; 5 mm wide; plain; Self-adhesive; white

www.wago.com/210-834



Item no.: 210-832
Marking strips; on reel; 3 mm wide; plain; Self-adhesive; white

www.wago.com/210-832

Marker



Item no.: 248-501
Mini-WSB marking card; as card; not stretchable; plain; snap-on type; white

www.wago.com/248-501

Coding

Coding



Item no.: 769-435
Coding pin; for coding of female plugs; for carrier terminal blocks / male connectors; orange

www.wago.com/769-435

Protective warning marker

Cover

Item no.: 280-415
Protective warning marker; for 5 terminal blocks; with high-voltage symbol, black; yellow

www.wago.com/280-415

Ferrule

Ferrule

Item no.: 216-101
Ferrule; Sleeve for 0.5 mm² / AWG 22; uninsulated; electro-tin plated; silver-colored

www.wago.com/216-101

Item no.: 216-104
Ferrule; Sleeve for 1.5 mm² / AWG 16; uninsulated; electro-tin plated; silver-colored

www.wago.com/216-104






Item no.: 216-102
Ferrule; Sleeve for 0.75 mm² / AWG 20; uninsulated; electro-tin plated; silver-colored

www.wago.com/216-102



Item no.: 216-103
Ferrule; Sleeve for 1 mm² / AWG 18; uninsulated; electro-tin plated

www.wago.com/216-103

Subject to changes. Please also observe the further product documentation!

| | | |
|---|--|--|
|  | Item no.: 216-203 Ferrule; Sleeve for 1 mm ² / AWG 18; insulated; electro-tin plated; red | www.wago.com/216-203 |
|  | Item no.: 216-206 Ferrule; Sleeve for 2.5 mm ² / AWG 14; insulated; electro-tin plated; blue | www.wago.com/216-206 |
|  | Item no.: 216-202 Ferrule; Sleeve for 0.75 mm ² / 18 AWG; insulated; electro-tin plated; gray | www.wago.com/216-202 |
|  | Item no.: 216-204 Ferrule; Sleeve for 1.5 mm ² / AWG 16; insulated; electro-tin plated; black | www.wago.com/216-204 |
|  | Item no.: 216-201 Ferrule; Sleeve for 0.5 mm ² / 20 AWG; insulated; electro-tin plated; white | www.wago.com/216-201 |

Tool

| | | |
|--|--|--|
| Operating tool | | |
|  | Item no.: 210-490 Operating tool | www.wago.com/210-490 |
|  | Item no.: 769-434 Push-button; loose | www.wago.com/769-434 |

Strain relief

| | | |
|---------------|---|--|
| Strain relief | | |
| | Item no.: 769-414 Strain relief plate; gray | www.wago.com/769-414 |

Downloads

Documentation

Bid Text

| | | | |
|--------------------------------|--------------|----------------|----------|
| 769-615/005-000 X81 - Datei | 2019. 2. 19. | xml 3.2 kB | Download |
| 769-615/005-000 doc - Datei | 2017. 10. 4. | doc 25.6 kB | Download |

Additional Information

| | | | |
|---|--|---------------|----------|
| Technical Section Technical explanations | | pdf 2.2 MB | Download |
|---|--|---------------|----------|

Subject to changes. Please also observe the further product documentation!

CAD/CAE-Data

CAE data

| | | |
|-----------------------------------|---------------------|--------------------------|
| EPLAN Data Portal 769-615/005-000 | URL | Download |
| WSCAD Universe 769-615/005-000 | URL | Download |
| ZUKEN Portal 769-615/005-000 | URL | Download |
| EPLAN Data Portal 769-615/005-000 | URL | Download |
| WSCAD Universe 769-615/005-000 | URL | Download |

CAD data

| | | |
|------------------------------|---------------------|--------------------------|
| 2D/3D Models 769-615/005-000 | URL | Download |
|------------------------------|---------------------|--------------------------|

Environmental Product Compliance

Compliance Search

| | | |
|---|---------------------|--------------------------|
| Environmental Product Compliance 769-615/005-000 | URL | Download |
| 1-conductor male connector; CAGE CLAMP®; 4 mm ² ; Pin spacing 5 mm; 15-pole; Snap-in flange; 4,00 mm ² ; gray | | |

Installation Notes

Installation



Insert a male connector with snap-in flanges (769-604/005-000) into the cutout.

Subject to changes. Please also observe the further product documentation!



Male connector with snap-in flanges



Tool-free assembly




Cutout

Tool-free assembly

Male connectors with CAGE CLAMP® connection (769-6xx/005-000) and snap-in flanges

Conductor termination




Operating tool

Inserting a conductor via operating tool (example shows a male connector).

Marking

Subject to changes. Please also observe the further product documentation!



Labeling a male connector with CAGE
CLAMP® connection via Mini-WSB Quick
Markers.

Product family

X-COM

[Show all products from the family](#)

Subject to changes. Please also observe the further product documentation!