



Data sheet | Item number: 2007-8807

2-conductor ground terminal block; 6 mm²; with touch-proof test socket; for 4 mm Ø test plugs; side and center marking; for DIN-rail 35 x 15 and 35 x 7.5; Push-in CAGE CLAMP®; 6,00 mm²; green-yellow

www.wago.com/2007-8807



Data

Connection data

Total number of connection points	2
Total number of potentials	1
Number of levels	1
Number of jumper slots	2

Connection 1

Connection technology	Push-in CAGE CLAMP®
Actuation type	Push-in Operating tool
Connectable conductor materials	Copper
Nominal cross-section	6 mm ²
Solid conductor	0.5 ... 10 mm ² / 20 ... 8 AWG
Solid conductor; push-in termination	1 ... 10 mm ² / 14 ... 8 AWG
Fine-stranded conductor	0.5 ... 10 mm ² / 20 ... 8 AWG
Fine-stranded conductor; with insulated ferrule	0.5 ... 6 mm ² / 20 ... 10 AWG
Fine-stranded conductor; with uninsulated ferrule	1.5 ... 6 mm ² / 16 ... 10 AWG

Subject to changes. Please also observe the further product documentation!

WAGO GmbH & Co. KG
Hansastr. 27
32423 Minden
Phone: +49571 887-0 | Fax: +49571 887-169
Email: info.de@wago.com | Web: www.wago.com

Do you have any questions about our products?
We are always happy to take your call at +49 (571) 887-44222.



Fine-stranded conductor; with ferrule; push-in termination	2.5 ... 6 mm ² / 16 ... 10 AWG
Strip length	13 ... 15 mm / 0.51 ... 0.59 inch
Wiring direction	Front-entry wiring

Physical data

Width	8 mm / 0.315 inch
Height	99.6 mm / 3.921 inch
Depth from upper edge of DIN-rail	46.8 mm / 1.843 inch

Mechanical data

Design	angled
Mounting type	DIN-35 rail
Marking level	Center/side marking

Material data

Color	green-yellow
Insulation material	Polyamide (PA66)
Flammability class per UL94	V0
Fire load	0.359 MJ
Weight	30 g
Farbe der Prüfbuchse	orange

Commercial data

Product Group	22 (TOPJOB S)
PU (SPU)	20 Stück
Packaging type	box
Country of origin	CN
GTIN	4055143074773
Customs tariff number	85369010000



Approvals / Certificates

Country specific Approvals


Logo	Approval	Additional Approval Text	Certificate name
	CCA DEKRA Certification B.V.	EN 60947	2198208.01

Subject to changes. Please also observe the further product documentation!




	CCA DEKRA Certification B.V.	EN 60947	NTR NL-7323
	CSA DEKRA Certification B.V.	C22.2 No. 158	70009679

Ship Approvals





Logo	Approval	Additional Approval Text	Certificate name
	DNV GL Det Norske Veritas, Germanischer Lloyd	-	TAE00001V2

UL-Approvals

Logo	Approval	Additional Approval Text	Certificate name
	UL Underwriters Laboratories Inc.	UL 1059	E45172

Required accessories

End plate

End plate	Item no.:	Description	Link
	2007-8894	End plate; 1.5 mm thick; with lock-out seal option; orange	www.wago.com/2007-8894
	2007-8893	End plate; 1.5 mm thick; with lock-out seal option; gray	www.wago.com/2007-8893
	2007-8891	End plate; 1.5 mm thick; without lock-out seal option; gray	www.wago.com/2007-8891
	2007-8892	End plate; 1.5 mm thick; without lock-out seal option; orange	www.wago.com/2007-8892

Subject to changes. Please also observe the further product documentation!

WAGO GmbH & Co. KG
 Hansastr. 27
 32423 Minden
 Phone: +49571 887-0 | Fax: +49571 887-169
 Email: info.de@wago.com | Web: www.wago.com

Do you have any questions about our products?
 We are always happy to take your call at +49 (571) 887-44222.

Optional accessories

Mounting

Mounting accessories



Item no.: 709-156

Cover; Type 3; suitable for cover carrier, type 3; 1 m long; transparent

www.wago.com/709-156



Item no.: 709-169

Cover carrier; Type 3; gray

www.wago.com/709-169

Tool

Operating tool




Item no.: 210-721

Operating tool; Blade: 5.5 x 0.8 mm; with a partially insulated shaft; multicoloured

www.wago.com/210-721

Carrier rail

Mounting accessories



Item no.: 210-197

Steel carrier rail; 35 x 15 mm; 1.5 mm thick; 2 m long; slotted; similar to EN 60715; silver-colored


www.wago.com/210-197



Item no.: 210-198

Copper carrier rail; 35 x 15 mm; 2.3 mm thick; 2 m long; unslotted; according to EN 60715; copper-colored

www.wago.com/210-198



Item no.: 210-113

Steel carrier rail; 35 x 7.5 mm; 1 mm thick; 2 m long; unslotted; according to EN 60715; silver-colored

www.wago.com/210-113



Item no.: 210-118

Steel carrier rail; 35 x 15 mm; 2.3 mm thick; 2 m long; unslotted; according to EN 60715; silver-colored

www.wago.com/210-118



Item no.: 210-112

Steel carrier rail; 35 x 7.5 mm; 1 mm thick; 2 m long; slotted; according to EN 60715; "Hole width 25 mm; silver-colored

www.wago.com/210-112



Item no.: 210-114

Steel carrier rail; 35 x 15 mm; 1.5 mm thick; 2 m long; unslotted; similar to EN 60715; silver-colored


www.wago.com/210-114



Item no.: 210-115

Steel carrier rail; 35 x 7.5 mm; 1 mm thick; 2 m long; slotted; according to EN 60715; "Hole width 18 mm; silver-colored

www.wago.com/210-115



Item no.: 210-196

Aluminum carrier rail; 35 x 8.2 mm; 1.6 mm thick; 2 m long; unslotted; similar to EN 60715; silver-colored

www.wago.com/210-196

Jumpers

Jumper

Item no.: 282-437

Subject to changes. Please also observe the further product documentation!

WAGO GmbH & Co. KG

Hansastr. 27















32423 Minden

Phone: +49571 887-0 | Fax: +49571 887-169









Email: info.de@wago.com | Web: www.wago.com

Do you have any questions about our products?







We are always happy to take your call at +49 (571) 887-44222.

	Jumper; 7-way; insulated; orange	www.wago.com/282-437
	Item no.: 282-436/304-000 Jumper; insulated; orange	www.wago.com/282-436/304-000
	Item no.: 282-438/300-000 Jumper; insulated; orange	www.wago.com/282-438/300-000
	Item no.: 282-436/301-000 Jumper; insulated; orange	www.wago.com/282-436/301-000
	Item no.: 282-438/301-000 Jumper; insulated; orange	www.wago.com/282-438/301-000
	Item no.: 282-439 Jumper; 9-way; insulated; orange	www.wago.com/282-439
	Item no.: 282-438 Jumper; 8-way; insulated; orange	www.wago.com/282-438
	Item no.: 282-437/011-000 Jumper; insulated; orange	www.wago.com/282-437/011-000
	Item no.: 282-437/012-000 Jumper; insulated; orange	www.wago.com/282-437/012-000
	Item no.: 282-439/011-000 Jumper; insulated; orange	www.wago.com/282-439/011-000
	Item no.: 282-440 Jumper; 10-way; insulated; orange	www.wago.com/282-440
	Item no.: 282-432/100-000 Jumper; 2-way; insulated; orange	www.wago.com/282-432/100-000
	Item no.: 282-433/100-000 Jumper; 3-way; insulated; orange	www.wago.com/282-433/100-000
	Item no.: 282-434 Jumper; 4-way; insulated; orange	www.wago.com/282-434

Subject to changes. Please also observe the further product documentation!

	Item no.: 282-434/100-000 Jumper; 4-way; insulated; orange	www.wago.com/282-434/100-000
	Item no.: 282-435/300-000 Jumper; insulated; orange	www.wago.com/282-435/300-000
	Item no.: 282-432 Jumper; 2-way; insulated; orange	www.wago.com/282-432
	Item no.: 282-435/301-000 Jumper; insulated; orange	www.wago.com/282-435/301-000
	Item no.: 282-433 Jumper; 3-way; insulated; orange	www.wago.com/282-433
	Item no.: 282-436 Jumper; 6-way; insulated; orange	www.wago.com/282-436
	Item no.: 282-435 Jumper; 5-way; insulated; orange	www.wago.com/282-435
	Item no.: 282-435/011-000 Jumper; insulated; orange	www.wago.com/282-435/011-000

Ferrule

Ferrule		
	Item no.: 216-208 Ferrule; Sleeve for 6 mm ² / AWG 10; insulated; electro-tin plated; electrolytic copper; gastight crimped; acc. to DIN 46228, Part 4/09.90; yellow	www.wago.com/216-208
	Item no.: 216-263 Ferrule; Sleeve for 1 mm ² / AWG 18; insulated; electro-tin plated; electrolytic copper; gastight crimped; acc. to DIN 46228, Part 4/09.90; red	www.wago.com/216-263
	Item no.: 216-266 Ferrule; Sleeve for 2.5 mm ² / AWG 14; insulated; electro-tin plated; electrolytic copper; gastight crimped; acc. to DIN 46228, Part 4/09.90; blue	www.wago.com/216-266
	Item no.: 216-264 Ferrule; Sleeve for 1.5 mm ² / AWG 16; insulated; electro-tin plated; electrolytic copper; gastight crimped; acc. to DIN 46228, Part 4/09.90; black	www.wago.com/216-264
	Item no.: 216-262 Ferrule; Sleeve for 0.75 mm ² / 18 AWG; insulated; electro-tin plated; electrolytic copper; gastight crimped; acc. to DIN 46228, Part 4/09.90; gray	www.wago.com/216-262
	Item no.: 216-267 Ferrule; Sleeve for 4 mm ² / AWG 12; insulated; electro-tin plated; electrolytic copper; gastight crimped;	www.wago.com/216-267

Subject to changes. Please also observe the further product documentation!

acc. to DIN 46228, Part 4/09.90; gray

Protective warning marker

Cover

**Item no.: 2006-115**

Protective warning marker; with high-voltage symbol, black; for 5 terminal blocks; yellow

www.wago.com/2006-115**Marking accessories**

Marking strip

**Item no.: 2009-110**

Marking strips; for Smart Printer; on reel; not stretchable; plain; snap-on type; white

www.wago.com/2009-110

Marker carrier

**Item no.: 2009-198**

Adaptor; gray

www.wago.com/2009-198

Marker

**Item no.: 2009-115/000-002**

WMB-Inline; for Smart Printer; 1500 pieces on roll; stretchable 5 - 5.2 mm; plain; snap-on type; yellow

www.wago.com/2009-115/000-002**Item no.: 2009-115/000-007**

WMB-Inline; for Smart Printer; 1500 pieces on roll; stretchable 5 - 5.2 mm; plain; snap-on type; gray

www.wago.com/2009-115/000-007**Item no.: 2009-115/000-017**

WMB-Inline; for Smart Printer; 1500 pieces on roll; stretchable 5 - 5.2 mm; plain; snap-on type; light green

www.wago.com/2009-115/000-017**Item no.: 2009-115/000-023**

WMB-Inline; for Smart Printer; 1500 pieces on roll; stretchable 5 - 5.2 mm; plain; snap-on type; green

www.wago.com/2009-115/000-023**Item no.: 2009-115/000-024**

WMB-Inline; for Smart Printer; 1500 pieces on roll; stretchable 5 - 5.2 mm; plain; snap-on type; violet

www.wago.com/2009-115/000-024**Item no.: 2009-115**

WMB-Inline; for Smart Printer; 1500 pieces on roll; stretchable 5 - 5.2 mm; plain; snap-on type; white

www.wago.com/2009-115**Item no.: 793-501/000-002**

WMB marking card; as card; not stretchable; plain; snap-on type; yellow

www.wago.com/793-501/000-002**Item no.: 793-501/000-007**

WMB marking card; as card; not stretchable; plain; snap-on type; gray

www.wago.com/793-501/000-007

Subject to changes. Please also observe the further product documentation!

WAGO GmbH & Co. KG

Hansastr. 27

32423 Minden

Phone: +49571 887-0 | Fax: +49571 887-169

Email: info.de@wago.com | Web: www.wago.com

Do you have any questions about our products?

We are always happy to take your call at +49 (571) 887-44222.



Item no.: 793-501/000-017
WMB marking card; as card; not stretchable; plain; snap-on type; light green

www.wago.com/793-501/000-017



Item no.: 793-501/000-012
WMB marking card; as card; not stretchable; plain; snap-on type; orange

www.wago.com/793-501/000-012



Item no.: 793-501/000-023
WMB marking card; as card; not stretchable; plain; snap-on type; green

www.wago.com/793-501/000-023



Item no.: 793-501/000-006
WMB marking card; as card; not stretchable; plain; snap-on type; blue

www.wago.com/793-501/000-006



Item no.: 793-501/000-005
WMB marking card; as card; not stretchable; plain; snap-on type; red

www.wago.com/793-501/000-005



Item no.: 793-501
WMB marking card; as card; not stretchable; plain; snap-on type; white

www.wago.com/793-501



Item no.: 793-501/000-024
WMB marking card; as card; not stretchable; plain; snap-on type; violet

www.wago.com/793-501/000-024



Item no.: 2009-115/000-012
WMB-Inline; for Smart Printer; 1500 pieces on roll; stretchable 5 - 5.2 mm; plain; snap-on type; orange

www.wago.com/2009-115/000-012



Item no.: 2009-115/000-006
WMB-Inline; for Smart Printer; 1500 pieces on roll; stretchable 5 - 5.2 mm; plain; snap-on type; blue

www.wago.com/2009-115/000-006

Downloads

Documentation

Bid Text

2007-8807 docx - Datei	2019. 4. 17.	docx 15.6 kB	Download
2007-8807	2019. 4. 17.	xml	Download

Subject to changes. Please also observe the further product documentation!



X81 - Datei

3.9 kB

Additional Information

	pdf	Download
	81.0 kB	
Technical explanations	pdf	Download
	2.2 MB	

CAD/CAE-Data

CAD data

2D/3D Models 2007-8807	URL	Download
------------------------	-----	----------

CAE data

WSCAD Universe 2007-8807	URL	Download
ZUKEN Portal 2007-8807	URL	Download
EPLAN Data Portal 2007-8807	URL	Download

Environmental Product Compliance


Compliance Search

Environmental Product Compliance 2007-8807	URL	Download
2-conductor ground terminal block; 6 mm ² ; with touch-proof test socket; for 4 mm Ø test plugs; side and center marking; for DIN-rail 35 x 15 and 35 x 7.5; Push-in CAGE CLAMP®; 6,00 mm ² ; green-yellow		

Installation Notes

Conductor termination

Subject to changes. Please also observe the further product documentation!




All conductor types at a glance


Commoning



Additional commoning option on the transformer side



Lock-out prevents accidental operation of disconnect link.



Lock-out snaps into one of two notched positions.

Locking system

Subject to changes. Please also observe the further product documentation!



Using locking covers or profiles for adjacent terminal blocks allows disconnect links to be operated simultaneously.




A lock-out seal can be used on the disconnect link in operating position I when combined with an end and separator plate (2007-8893 or 2007-8894).



Interlocking link mechanically locks multiple links for multi-pole switching applications.

Marking



Marking via WMB Multi markers or marking strips.

Product family

TOPJOB® S

TOPJOB® S: In various industrial applications and modern building installations, WAGO's wide and versatile range of rail-mount terminal blocks provides more than just reliable electrical connections.

[Show all products from the family](#)

Subject to changes. Please also observe the further product documentation!