

LOW PASS FILTER

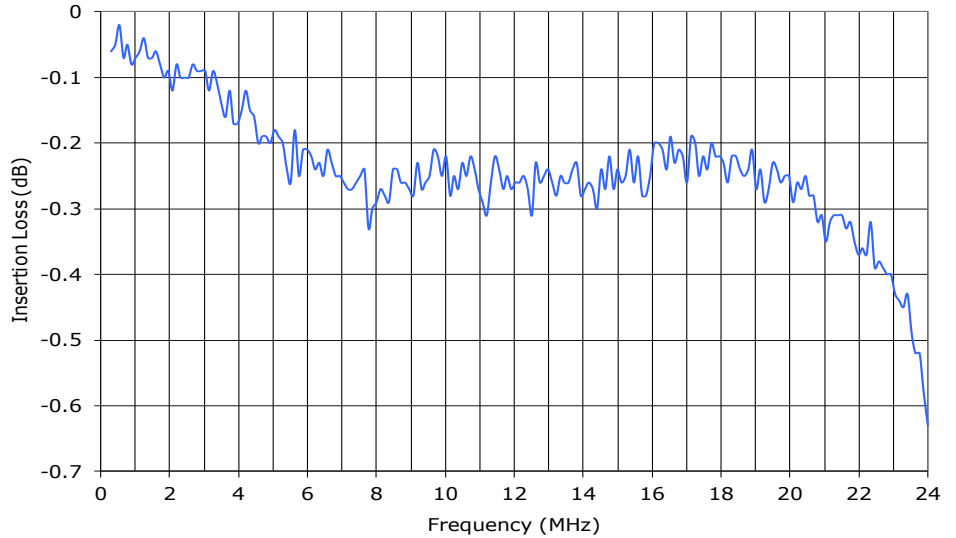
SURFACE MOUNT MODEL: FLS-24

CUT-OFF FREQUENCY

F_c = 24 MHz

FEATURES:

- ▶ Small Size
- ▶ Optimum Performance



SPECIFICATIONS (Rev. A 03/04/17)

Passband	DC-21.4 MHz	
3 dB Cut-off Frequency	24 MHz	
Passband Insertion Loss	1.0 dB (Max.)	
Stopband Frequencies	@ 42 MHz	35 dB (Min.)
	@ 37 MHz	23 dB (Min.)
	@ 32 MHz	20 dB (Min.)
Power Rating	1 Watt (Max.)	
Impedance	50 Ohms (Nom.)	
VSWR (Passband)	1.70:1 dB (Typ.)	
Operating Temperature Range	-55 to +100 °C	

Package #	102S
------------------	------

LAYOUT FOR PRINTED
CIRCUIT DESIGN

PORT CONFIGURATION		
Input	Output	Gnd.
1	8	All Other

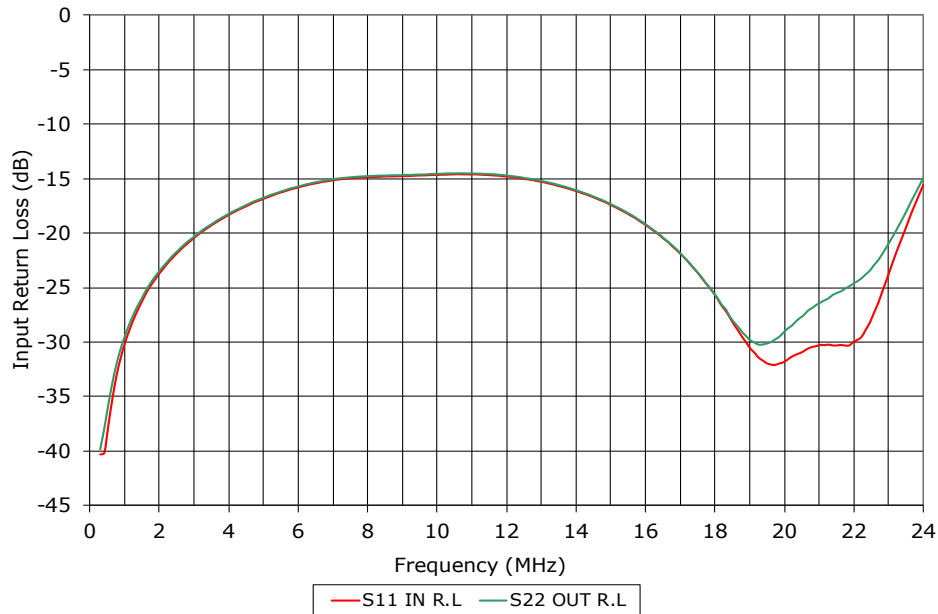
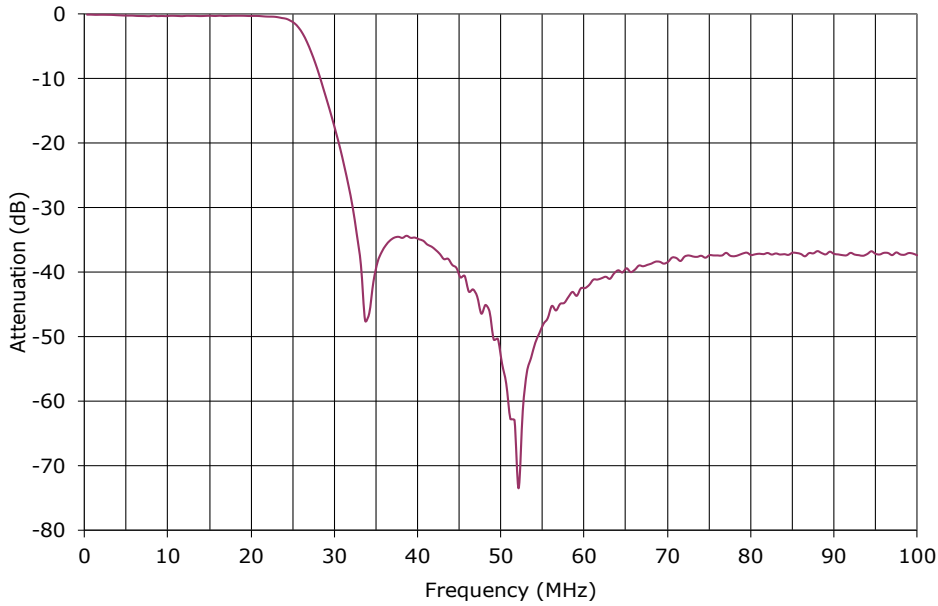
LOW PASS FILTER

SURFACE MOUNT MODEL: FLS-24

CUT-OFF FREQUENCY

$F_c = 24 \text{ MHz}$

PERFORMANCE PLOTS



LOW PASS FILTER

SURFACE MOUNT MODEL: FLS-24

CUT-OFF FREQUENCY

$F_c = 24 \text{ MHz}$

PERFORMANCE PLOTS

