

# KR Electronics, Inc.

## General Description

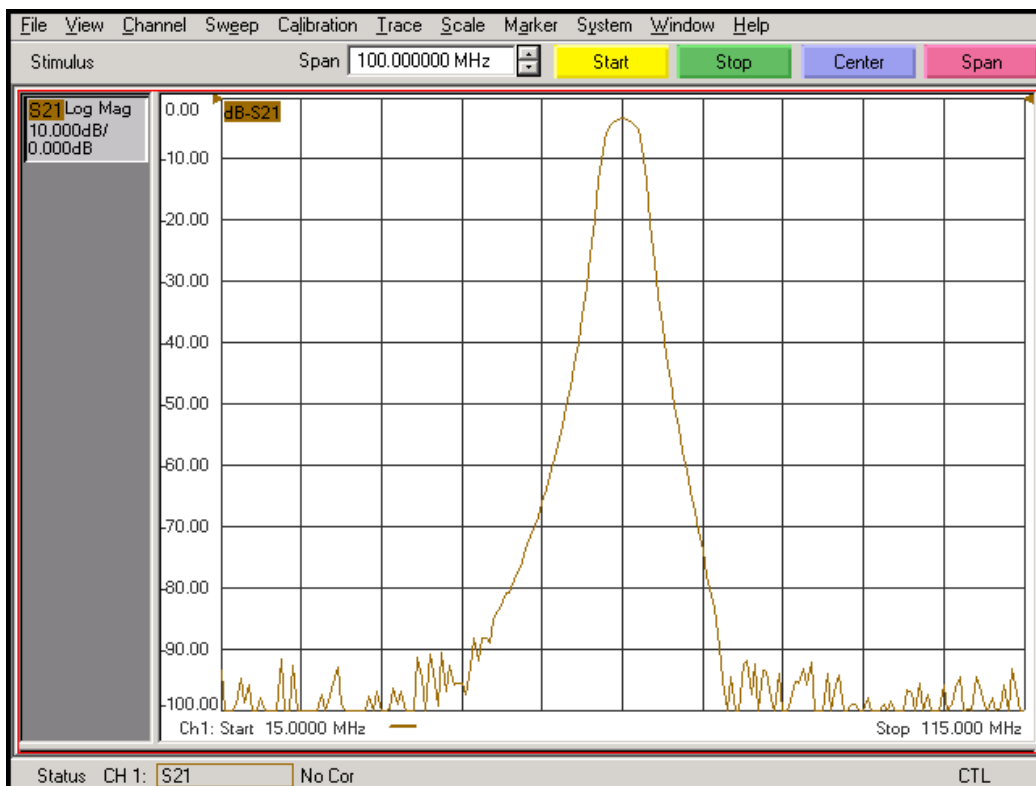
KR 2996 is a 65 MHz bandpass filter. The minimum 3 dB bandwidth is 4 MHz. Other center frequencies and bandwidths available. Please consult the factory.

## Features

- 65 MHz Center Frequency
- 4 MHz min 3 dB Bandwidth
- SMA Connectors
- 50  $\Omega$  Source and Load

## Typical Performance

### Overall Response (10 dB/div)

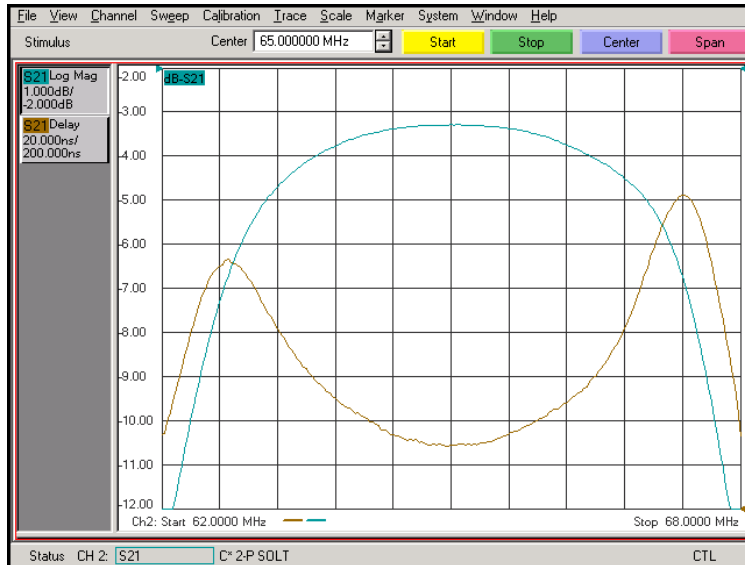


KR Electronics, Inc.  
91 Avenel Street  
Avenel, NJ 07001

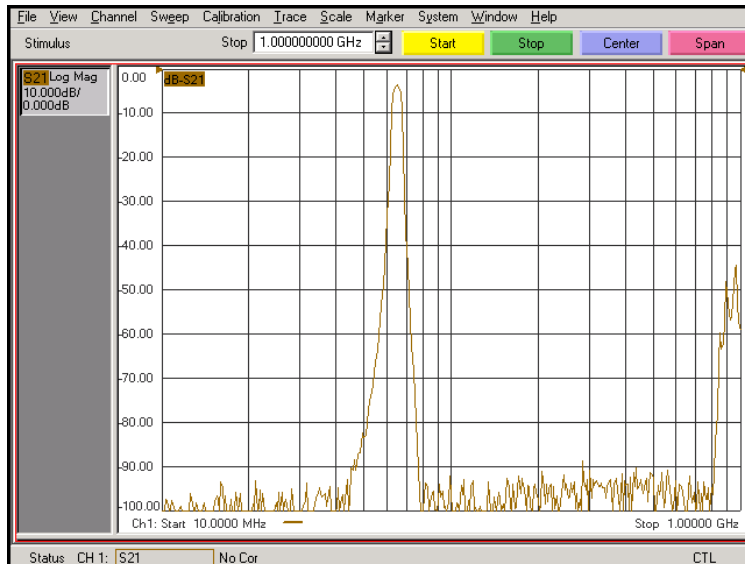
Web [www.krfilters.com](http://www.krfilters.com)  
Email [sales@krfilters.com](mailto:sales@krfilters.com)  
Phone (732) 636-1900  
Fax (732) 636-1982

## Typical Performance

### Passband Amplitude & Group Delay (1 dB/div & 20 nsec/div)



### Overall Stopband to 1 GHz (10 dB/div)



KR Electronics, Inc.  
91 Avenel Street  
Avenel, NJ 07001

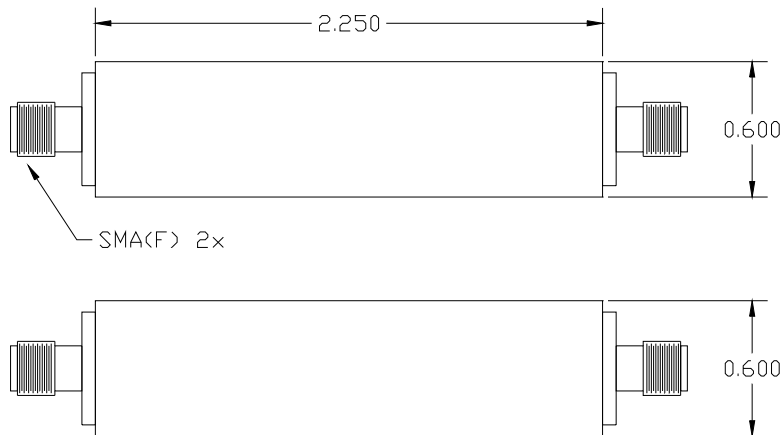
Web [www.krfilters.com](http://www.krfilters.com)  
Email [sales@krfilters.com](mailto:sales@krfilters.com)  
Phone (732) 636-1900  
Fax (732) 636-1982

# KR Electronics 2996

## Specifications

Parameter	Specification	Typical / Notes
Filter type	Bandpass	
Center Frequency	65 MHz	
Insertion Loss	4.5 dB max	
Minimum 3 dB Bandwidth	4 MHz	
20 dB Bandwidth	7.6 MHz typical	
40 dB Bandwidth	11.6 MHz typical	
60 dB Bandwidth	17.8 MHz typical	
Source and Load	50 $\Omega$	

## Physical Dimensions



### Notes:

1. Dimensions in inches
2. Rectangular case