



Micro Commercial Components

Micro Commercial Components
 20736 Marilla Street Chatsworth
 CA 91311
 Phone: (818) 701-4933
 Fax: (818) 701-4939

**H2 Series
 THRU
 H36 Series**

**500 mW
 Zener Diode
 1.9 to 37.2 Volts**

Features

- Moisture Sensitivity: Level 1 per J-STD-020C
- Low Leakage
- Low Zener Impedance
- High Reliability
- Marking : Cathode band and type number
- Lead Free Finish/Rohs Compliant (Note1) ("P" Suffix designates Compliant. See ordering information)

Maximum Ratings

Symbol	Rating	Rating	Unit
P_b	Power dissipation	500	W
T_j	Junction Temperature	-55 to +175	°C
T_{STG}	Storage Temperature Range	-55 to +175	°C

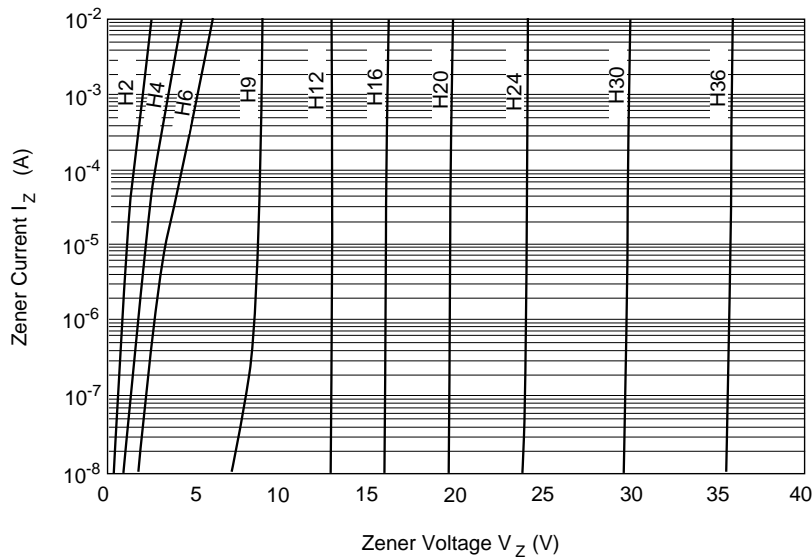
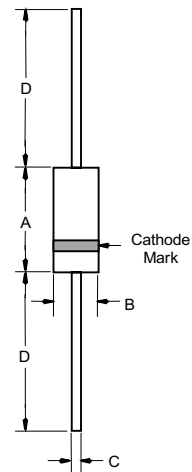


Fig.1 Zener current Vs. Zener voltage

DO-35



DIM	DIMENSIONS				NOTE
	INCHES		MM		
A	---	.166	---	4.2	
B	---	.079	---	2.00	
C	---	.020	---	.52	
D	1.000	---	25.40	---	

Note: 1. Lead in Glass Exemption Applied, see EU Directive Annex 5.

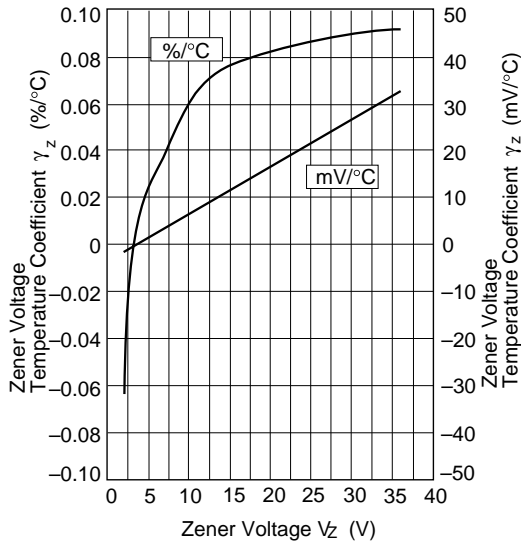


Fig.2 Temperature Coefficient Vs. Zener voltage

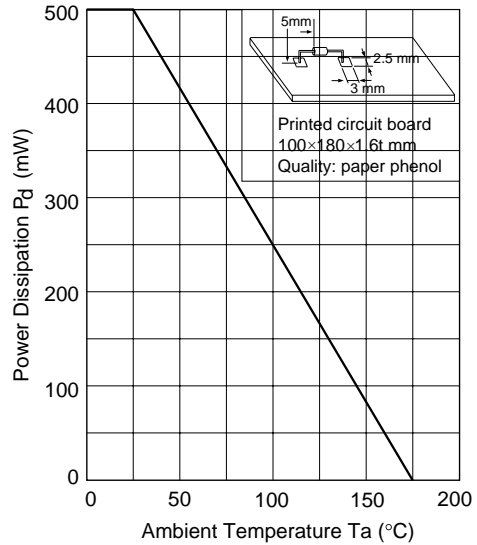


Fig.3 Power Dissipation Vs. Ambient Temperature

ELECTRICAL CHARACTERISTICS @25°C

MCC PART NUMBER		ZENER VOLTAGE $V_z @ I_{zT}$ VOLTS		TEST CURRENT I_{zT}	Dynamic Resistance r_d (Max) I_z		REVERSE CURRENT I_R (Max) @ V_R	
Type	Grade	Min	Max	mA	OHMS	mA	μA	VOLTS
H2	A3	1.8	2.0	5.0	100	5.0	25	0.5
	B1	1.9	2.1	5.0	100	5.0	5.0	0.5
	B2	2.0	2.2	5.0	100	5.0	5.0	0.5
	B3	2.1	2.3	5.0	100	5.0	5.0	0.5
	C1	2.2	2.4	5.0	100	5.0	5.0	0.5
	C2	2.3	2.5	5.0	100	5.0	5.0	0.5
H3	A1	2.5	2.7	5.0	100	5.0	5.0	0.5
	A2	2.6	2.8	5.0	100	5.0	5.0	0.5
	A3	2.7	2.9	5.0	100	5.0	5.0	0.5
	B1	2.8	3.0	5.0	100	5.0	5.0	0.5
	B2	2.9	3.1	5.0	100	5.0	5.0	0.5
	B3	3.0	3.2	5.0	100	5.0	5.0	0.5
H4	C1	3.1	3.3	5.0	100	5.0	5.0	0.5
	C2	3.2	3.4	5.0	100	5.0	5.0	0.5
	C3	3.3	3.5	5.0	100	5.0	5.0	0.5
	A1	3.4	3.6	5.0	100	5.0	5.0	1.0
	A2	3.5	3.7	5.0	100	5.0	5.0	1.0
	A3	3.6	3.8	5.0	100	5.0	5.0	1.0
	B1	3.7	3.9	5.0	100	5.0	5.0	1.0
	B2	3.8	4.0	5.0	100	5.0	5.0	1.0
	B3	3.9	4.1	5.0	100	5.0	5.0	1.0
H4	C1	4.0	4.2	5.0	100	5.0	5.0	1.0
	C2	4.1	4.3	5.0	100	5.0	5.0	1.0
	C3	4.2	4.4	5.0	100	5.0	5.0	1.0

H2 Series thru H36 Series

ELECTRICAL CHARACTERISTICS @25°C

MCC PART NUMBER		ZENER VOLTAGE $V_Z @ I_{ZT}$ VOLTS		TEST CURRENT I_{ZT}	Dynamic Resistance r_d (Max) I_Z		REVERSE CURRENT I_R (Max) @ V_R	
Type	Grade	Min	Max	mA	OHMS	mA	μ A	VOLTS
H5	A1	4.3	4.5	5.0	100	5.0	5.0	1.5
	A2	4.4	4.6	5.0	100	5.0	5.0	1.5
	A3	4.5	4.7	5.0	100	5.0	5.0	1.5
	B1	4.6	4.8	5.0	100	5.0	5.0	1.5
	B2	4.7	4.9	5.0	100	5.0	5.0	1.5
	B3	4.8	5.0	5.0	100	5.0	5.0	1.5
	C1	4.9	5.1	5.0	100	5.0	5.0	1.5
	C2	5.0	5.2	5.0	100	5.0	5.0	1.5
	C3	5.1	5.3	5.0	100	5.0	5.0	1.5
H6	A1	5.2	5.5	5.0	40	5.0	5.0	2.0
	A2	5.3	5.6	5.0	40	5.0	5.0	2.0
	A3	5.4	5.7	5.0	40	5.0	5.0	2.0
	B1	5.5	5.8	5.0	40	5.0	5.0	2.0
	B2	5.6	5.9	5.0	40	5.0	5.0	2.0
	B3	5.7	6.0	5.0	40	5.0	5.0	2.0
	C1	5.8	6.1	5.0	40	5.0	5.0	2.0
	C2	6.0	6.3	5.0	40	5.0	5.0	2.0
	C3	6.1	6.4	5.0	40	5.0	5.0	2.0
H7	A1	6.3	6.6	5.0	15	5.0	1.0	3.5
	A2	6.4	6.7	5.0	15	5.0	1.0	3.5
	A3	6.6	6.9	5.0	15	5.0	1.0	3.5
	B1	6.7	7.0	5.0	15	5.0	1.0	3.5
	B2	6.9	7.2	5.0	15	5.0	1.0	3.5
	B3	7.0	7.3	5.0	15	5.0	1.0	3.5
	C1	7.2	7.6	5.0	15	5.0	1.0	3.5
	C2	7.3	7.7	5.0	15	5.0	1.0	3.5
	C3	7.5	7.9	5.0	15	5.0	1.0	3.5
H9	A1	7.7	8.1	5.0	20	5.0	1.0	5.0
	A2	7.9	8.3	5.0	20	5.0	1.0	5.0
	A3	8.1	8.5	5.0	20	5.0	1.0	5.0
	B1	8.3	8.7	5.0	20	5.0	1.0	5.0
	B2	8.5	8.9	5.0	20	5.0	1.0	5.0
	B3	8.7	9.1	5.0	20	5.0	1.0	5.0
	C1	8.9	9.3	5.0	20	5.0	1.0	5.0
	C2	9.1	9.5	5.0	20	5.0	1.0	5.0
	C3	9.3	9.7	5.0	20	5.0	1.0	5.0
H11	A1	9.5	9.9	5.0	25	5.0	1.0	7.5
	A2	9.7	10.1	5.0	25	5.0	1.0	7.5
	A3	9.9	10.3	5.0	25	5.0	1.0	7.5
	B1	10.2	10.6	5.0	25	5.0	1.0	7.5
	B2	10.4	10.8	5.0	25	5.0	1.0	7.5
	B3	10.7	11.1	5.0	25	5.0	1.0	7.5
	C1	10.9	11.3	5.0	25	5.0	1.0	7.5
	C2	11.1	11.6	5.0	25	5.0	1.0	7.5
	C3	11.4	11.9	5.0	25	5.0	1.0	7.5
H12	A1	11.6	12.1	5.0	35	5.0	1.0	9.5
	A2	11.9	12.4	5.0	35	5.0	1.0	9.5
	A3	12.2	12.7	5.0	35	5.0	1.0	9.5
	B1	12.4	12.9	5.0	35	5.0	1.0	9.5
	B2	12.6	13.1	5.0	35	5.0	1.0	9.5
	B3	12.9	13.4	5.0	35	5.0	1.0	9.5
	C1	13.2	13.7	5.0	35	5.0	1.0	9.5
	C2	13.5	14.0	5.0	35	5.0	1.0	9.5
	C3	13.8	14.3	5.0	35	5.0	1.0	9.5
H15	1	14.1	14.7	5.0	40	5.0	1.0	11
	2	14.5	15.1	5.0	40	5.0	1.0	11
	3	14.9	15.5	5.0	40	5.0	1.0	11
H16	1	15.3	15.9	5.0	45	5.0	1.0	12
	2	15.7	16.5	5.0	45	5.0	1.0	12
	3	16.3	17.1	5.0	45	5.0	1.0	12
H18	1	16.9	17.7	5.0	55	5.0	1.0	13
	2	17.5	18.3	5.0	55	5.0	1.0	13
	3	18.1	19.0	5.0	55	5.0	1.0	13
H20	1	18.8	19.7	2.0	60	2.0	1.0	15
	2	19.5	20.4	2.0	60	2.0	1.0	15
	3	20.2	21.1	2.0	60	2.0	1.0	15

H2 Series thru H36 Series

ELECTRICAL CHARACTERISTICS @25°C

MCC PART NUMBER		ZENER VOLTAGE $V_Z @ I_{ZT}$ VOLTS		TEST CURRENT I_{ZT}	Dynamic Resistance $r_d(\text{Max})$ I_Z		REVERSE CURRENT $I_R(\text{Max})$ @ V_R	
Type	Grade	Min	Max	mA	OHMS	mA	μA	VOLTS
H22	1	20.9	21.9	2.0	65	2.0	1.0	17
	2	21.6	22.6	2.0	65	2.0	1.0	17
	3	22.3	23.3	2.0	65	2.0	1.0	17
H24	1	22.9	24.0	2.0	70	2.0	1.0	19
	2	23.6	24.7	2.0	70	2.0	1.0	19
	3	24.3	25.5	2.0	70	2.0	1.0	19
H27	1	25.2	26.6	2.0	80	2.0	1.0	21.0
	2	26.2	27.6	2.0	80	2.0	1.0	21.0
	3	27.2	28.6	2.0	80	2.0	1.0	21.0
H30	1	28.2	29.6	2.0	100	2.0	1.0	23.0
	2	29.2	30.6	2.0	100	2.0	1.0	23.0
	3	30.2	31.6	2.0	100	2.0	1.0	23.0
H33	1	31.2	32.6	2.0	120	2.0	1.0	25.0
	2	32.2	33.6	2.0	120	2.0	1.0	25.0
	3	33.2	34.6	2.0	120	2.0	1.0	25.0
H36	1	34.2	35.7	2.0	140	2.0	1.0	27.0
	2	35.3	36.8	2.0	140	2.0	1.0	27.0
	3	36.4	38.0	2.0	140	2.0	1.0	27.0



Micro Commercial Components

Ordering Information

Device	Packing
(Part Number)-TP	Tape&Reel; 10Kpcs/Reel
(Part Number)-AP	Ammo Packing;5Kpcs/AmmoBox
(Part Number)-BP	Bulk;500pcs/Bag

IMPORTANT NOTICE

Micro Commercial Components Corp. reserves the right to make changes without further notice to any product herein to make corrections, modifications, enhancements, improvements, or other changes. *Micro Commercial Components Corp.* does not assume any liability arising out of the application or use of any product described herein; neither does it convey any license under its patent rights, nor the rights of others. The user of products in such applications shall assume all risks of such use and will agree to hold *Micro Commercial Components Corp.* and all the companies whose products are represented on our website, harmless against all damages.

APPLICATIONS DISCLAIMER

Products offer by *Micro Commercial Components Corp.* are not intended for use in Medical, Aerospace or Military Applications.