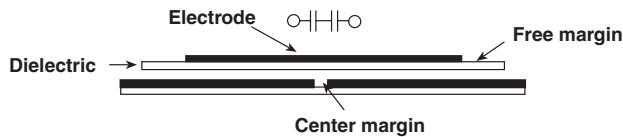
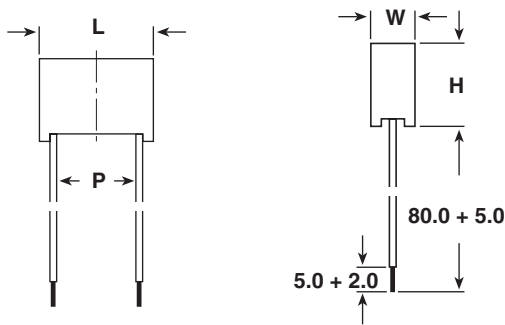


AC-Capacitors, Suppression Capacitors Class X2 AC 440 V (MKT)

Dimensions in mm


MAXIMUM PULSE RISE TIME: (d_u/d_t) in V/ μ s

RATED VOLTAGE	PITCH P (mm)			
	15.0	22.5	27.5	37.5
AC 440 V	200	150	100	100

RATED VOLTAGE:

AC 440 V, 50/60 Hz

PERMISSIBLE DV VOLTAGE:

DC 1000 V

TERMINALS:

 Insulated stranded copper wire, type LiY 0.5 mm² (or AWG 20) ends stripped

COATING:

Plastic case, epoxy resin sealed, flame retardant UL 94V-0

CLIMATIC TESTING CLASS ACC. TO EN 60068-1:

40/100/56

CAPACITANCE RANGE:

 E6 series 0.01 μ FX2 - 1.0 μ FX2

E12 values on request

FURTHER TECHNICAL DATA:

See page 21 (Document No 26504)

FEATURES:

Product is completely lead (Pb)-free

Product is RoHS compliant

CAPACITANCE TOLERANCE:

 Standard: $\pm 20\%$
DISSIPATION FACTOR $\tan\delta$:
 $< 1\%$ measured at 1 kHz

INSULATION RESISTANCE: FOR $C > 0.33 \mu\text{F}$:

30 GW average value

15 GW minimum value

TIME CONSTANT FOR $C > 0.33 \mu\text{F}$:

10 000 sec. average value

5000 sec. average value

TEST VOLTAGE:

(Electrode/electrode): DC 2150 V/2 sec.

REFERENCE STANDARDS:

EN 132 400, 1994

EN 60068-1

IEC 60384-14/2, 1993

UL 1283

UL 1414

CSA 22.2 No. 8-M 86

CSA 22.2 No. 1-M 90

DIELECTRIC:

Polyester film

ELECTRODES:

Metal evaporated

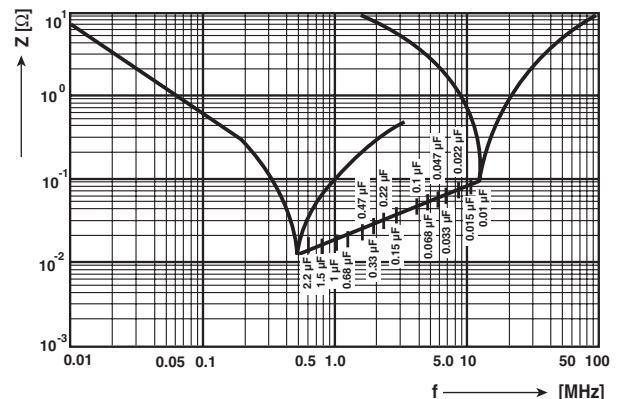
CONSTRUCTION:

Metallized film capacitor




Internal series connection

Between interconnected terminations and case (foil method):

AC 2500 V for 2 sec. at 25 °C




 Impedance (Z) as a function of frequency (f) at $T_a = 20\text{ °C}$ (average).
 Measurement with lead length 80 mm.

APPROVALS

COUNTRY	SPECIFICATION	ELECTRICAL VALUES	APPROVAL REFERENCE	APPROVAL MARK
U.S.A. (for AC 250 V)	UL 1283 UL 1414	0.01 - 1.0 μ FX 0.01 - 1.0 μ FX	E 76297 E 100682	
Canada (for AC 250 V)	C 22.2 No. 8-M 1986 C 22.2 No. 1-M 1994	0.01 - 1.0 μ FX 0.01 - 0.82 μ FX	LR 64546 LR 64546-8	
CB TEST-CERTIFICATE (for AC 400 V)		0.01 - 1.0 μ FX2	DE 1-5193	
Germany	EN 132 400; 1999 IEC 60384-14, 2nd edition; 1995	0.01 - 1.0 μ FX2	94616	
This approval mark together with the CB-Certificate replace all national approval marks of the following countries (they have already signed the CB-Agreement):				
Austria	Belgium	Denmark	Finland	Sweden
France	Germany	Ireland	Italy	Switzerland
Netherlands	Israel	Portugal	Spain	Great Britain
Japan	Norway	China	Poland	Czech. Republic
Singapore	Rep. of Korea	Hungary	Iceland	Slovenia

CAPACITANCE	TOL. (%)	PITCH P (mm)	BOX NO.	DIMENSIONS W x H x L (mm) (+ 0.2/- 0.4 mm)	WEIGHT (g)	QUANTITY PACKAGE (pcs)	ORDERING CODE*
0.01 μ FX2	\pm 20	15.0	05	5.3 x 10.3 x 17.8	2.6	1000	F1774-310-42 ..-E3
0.015 μ FX2	\pm 20	15.0	49	6.0 x 12.0 x 17.9	3.2	900	F1774-315-42 ..-E3
0.022 μ FX2	\pm 20	15.0	07	7.3 x 13.3 x 17.8	3.6	800	F1774-322-42 ..-E3
0.033 μ FX2	\pm 20	15.0	08	8.3 x 14.3 x 17.8	3.9	800	F1774-333-42 ..-E3
0.047 μ FX2	\pm 20	22.5	09	6.3 x 14.3 x 26.3	4.5	650	F1774-347-42 ..-E3
0.047 μ FX2	\pm 20	15.0	28	8.3 x 17.3 x 17.8	4.7	600	F1774-347-426 ..-E3
0.068 μ FX2	\pm 20	22.5	11	7.3 x 15.3 x 26.3	5.3	500	F1774-368-42 ..-E3
0.068 μ FX2	\pm 20	15.0	35	10.3 x 17.3 x 17.8	5.5	500	F1774-368-426 ..-E3
0.1 μ FX2	\pm 20	22.5	12	8.3 x 16.3 x 26.3	5.8	500	F1774-410-42 ..-E3
0.1 μ FX2	\pm 20	15.0	36	13.3 x 22.3 x 17.8	5.4	400	F1774-310-426 ..-E3
0.15 μ FX2	\pm 20	27.5	29	8.8 x 18.3 x 31.3	8.0	450	F1774-415-42 ..-E3
0.15 μ FX2	\pm 20	22.5	13	10.3 x 18.3 x 26.3	7.9	500	F1774-415-426 ..-E3
0.22 μ FX2	\pm 20	27.5	14	11.0 x 20.3 x 31.3	10.3	350	F1774-422-42 ..-E3
0.22 μ FX2	\pm 20	22.5	27	12.3 x 19.8 x 26.3	9.9	400	F1774-422-426 ..-E3
0.33 μ FX2	\pm 20	27.5	15	13.0 x 23.3 x 31.2	14.1	300	F1774-433-42 ..-E3
0.33 μ FX2	\pm 20	22.5	38	15.3 x 26.3 x 26.3	15.5	250	F1774-433-426 ..-E3
0.47 μ FX2	\pm 20	37.5	44	12.0 x 22.3 x 41.3	16.4	225	F1774-447-42 ..-E3
0.47 μ FX2	\pm 20	27.5	17	16.0 x 29.3 x 31.3	21.2	175	F1774-447-426 ..-E3
0.68 μ FX2	\pm 20	37.5	19	15.5 x 28.3 x 41.3	25.2	150	F1774-468-42 ..-E3
0.68 μ FX2	\pm 20	27.5	40	17.8 x 32.8 x 31.3	25.6	150	F1774-468-426 ..-E3
1.0 μ FX2	\pm 20	37.5	20	17.8 x 32.3 x 41.3	32.8	100	F1774-510-42 ..-E3
1.0 μ FX2	\pm 20	27.5	41	19.5 x 34.8 x 31.3	32.1	125	F1774-510-426 ..-E3

Inbuilt discharging resistor on request (with larger case dimensions).

* With  and  mark, the ordering code is F1774-...-4240-E3 or F1774-...-4264-E3.

The suffix "E3" is used for the RoHS-compliant version, although in most cases this is the only available version.



Disclaimer

All product specifications and data are subject to change without notice.

Vishay Intertechnology, Inc., its affiliates, agents, and employees, and all persons acting on its or their behalf (collectively, "Vishay"), disclaim any and all liability for any errors, inaccuracies or incompleteness contained herein or in any other disclosure relating to any product.

Vishay disclaims any and all liability arising out of the use or application of any product described herein or of any information provided herein to the maximum extent permitted by law. The product specifications do not expand or otherwise modify Vishay's terms and conditions of purchase, including but not limited to the warranty expressed therein, which apply to these products.

No license, express or implied, by estoppel or otherwise, to any intellectual property rights is granted by this document or by any conduct of Vishay.

The products shown herein are not designed for use in medical, life-saving, or life-sustaining applications unless otherwise expressly indicated. Customers using or selling Vishay products not expressly indicated for use in such applications do so entirely at their own risk and agree to fully indemnify Vishay for any damages arising or resulting from such use or sale. Please contact authorized Vishay personnel to obtain written terms and conditions regarding products designed for such applications.

Product names and markings noted herein may be trademarks of their respective owners.