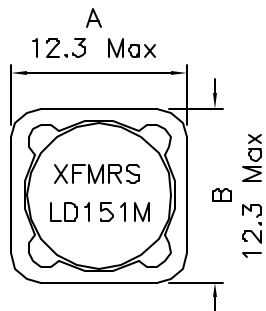
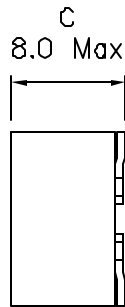


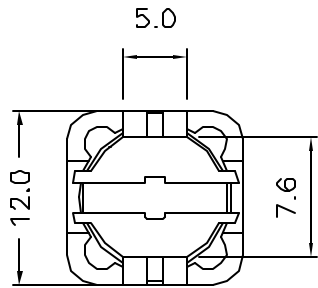
### 1. Mechanical Dimensions:



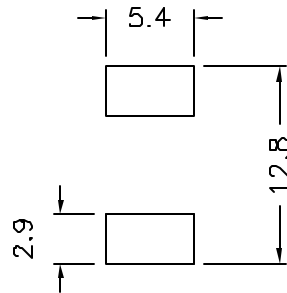
(TOP VIEW)



(SIDE VIEW)




(BOTTOM VIEW)



(SUGGESTED MOUNTING PAD)

### 2. Schematic:



### 3. Electrical Specifications: @25°C

OCL: 150uH±20% @1KHz 0.1V, 0Adc

Rated Current: 1800mAdc

DCR: 0.227 Ohms Max

**Notes:**

1. Solderability: Leads shall meet MIL-STD-202G, Method 20BH for solderability.
2. Flammability: UL94V-0
3. ASTM oxygen index: > 28%
4. Insulation System: Class F 155°C. UL file E151556
5. Operating Temperature Range: All listed parameters are to be within tolerance from -40°C to +85°C
6. Storage Temperature Range: -55°C to +125°C
7. Aqueous wash compatible
8. SMD Lead Coplanarity: ±0.004"(0.102mm)
9. Electrical and mechanical specifications 100% tested
10. RoHS Compliant Component

DOC REV: A/1

**PROPRIETARY** Document is the property of XFMR5 Group & is not allowed to be duplicated without authorization.

<b>XFMR5 Inc.</b> www.XFMR5.com	Title: XFTPRH1207LD SERIES INDUCTORS		
	UNLESS OTHERWISE SPECIFIED TOLERANCES: .xx ±0.30 Dimensions in MM	P/N: XFTPRH1207LD-151M	REV. A
SHEET 1 OF 1	DWN.	Kang Chen	Mar-29-07
	CHK.	YK Liao	Mar-29-07
	APP.	BW	Mar-29-07