



Data Sheet



Product Category: IF SAW Filter

Part Number	Package	Application	Last Modified
813-SL70.0M-04	13.3 x 6.5 SMD	IF SAW Filter	Jan 01, 2007

TYPE :

Low-Loss 70MHz IF SAW Filter



PART NUMBER :

813-SL70.0M-04

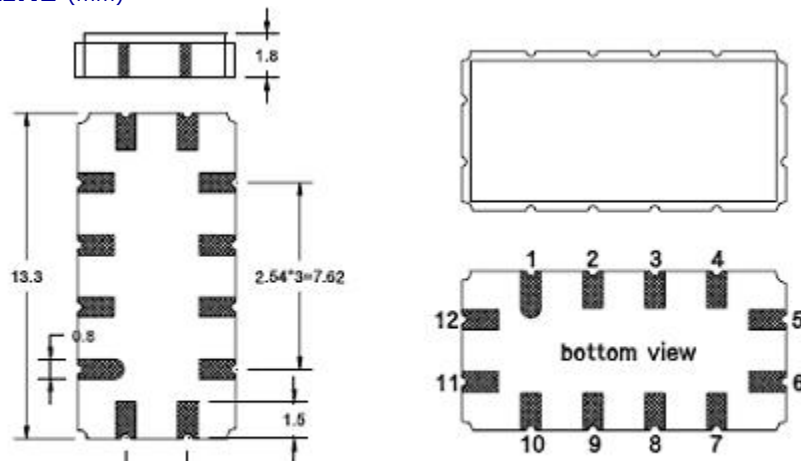
OPERATING CONDITIONS / ELECTRICAL CHARACTERISTICS

PARAMETERS	Minimum	Typical	Maximum	Units
Center Frequency (Fo)	69.8	70.0	70.2	MHz
Insertion Loss at Fo	-	8.5	10.0	dB
Source Impedance (single ended)*	-	50	-	ohm
Load Impedance (single ended)*	-	50	-	ohm
Temperature Coefficient	-	-94	-	ppm/C
Amplitude Ripple within fo +/-1.5MHz	-	0.8	1.0	dBp-p
1dB Bandwidth	-	3.68	-	MHz
3dB Bandwidth	-	4.46	-	MHz
40dB Bandwidth	-	7.18	-	MHz
Relative Attenuation:	-			
from 10 to 64.5MHz	40	45	-	dB
from 74 to 140MHz	40	43	-	dB
Absolute Delay at Fo	-	1.0	-	us
IN/OUT Return Loss at Fo	-	-	-	dB
Group Delay Variation/ fo +/-1.5MHz	-	180	-	us

*With Matching Network (Ref. Testing Environment Circuit as Shown Below).

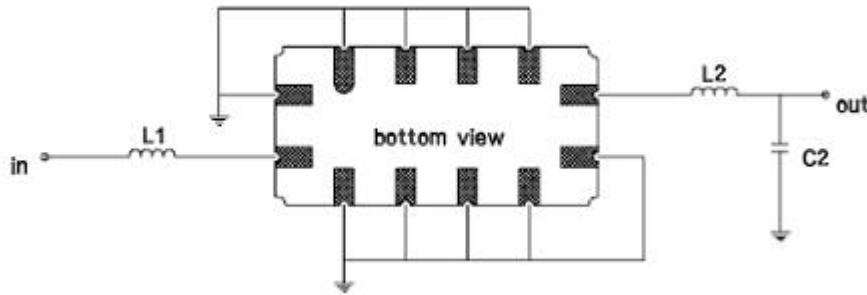
Those impedances could be modified with different impedance values and/or structures, if necessary

PACKAGE OUTLINE (mm)



PIN Descriptions: IN – 11, OUT – 5, GROUND - 1,2,3,4,6,7,8,9,10,12

TEST CIRCUIT

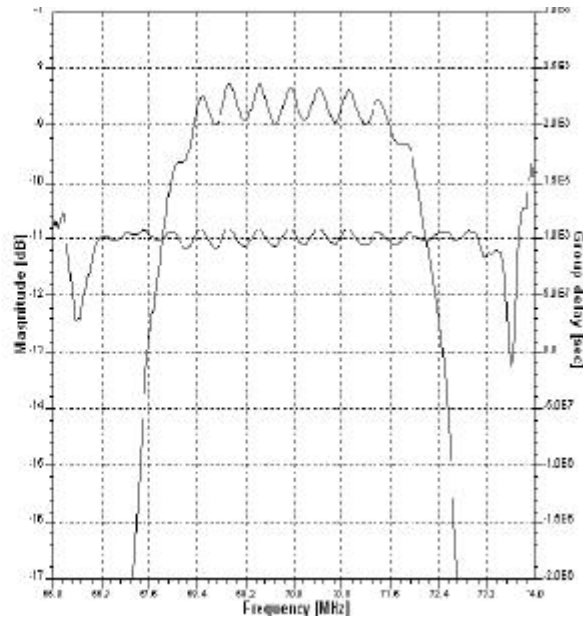
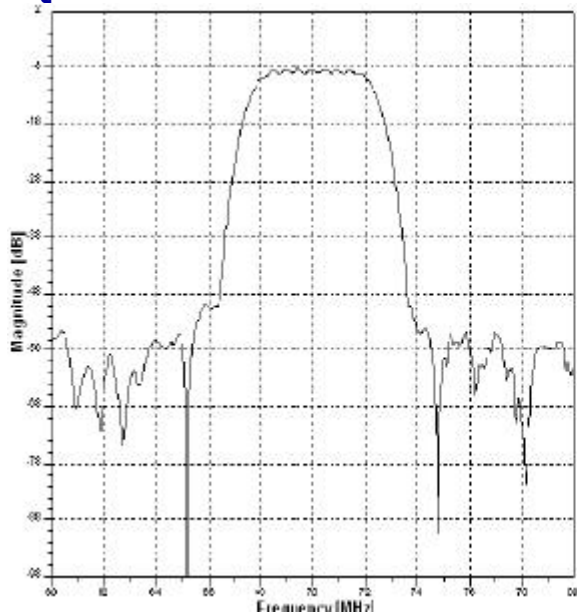


TEST FIXTURE AND VALUES/SOURCE AND LOAD IMPEDANCE 50 ohm

INPUT: L1:220 nH Q>40

OUTPUT: L2: 100 nH Q>40; C2: 22pF

FREQUENCY RESPONSE



Oscilent Corporation - CALL **949.252.0522**
 18195 East McDermott Street , Building D , Irvine , CA 92614 , USA
 Fax: 949.252.0599 . E-Mail: Sales@Oscilent.com

Part No.: 813-SL70.0M-04