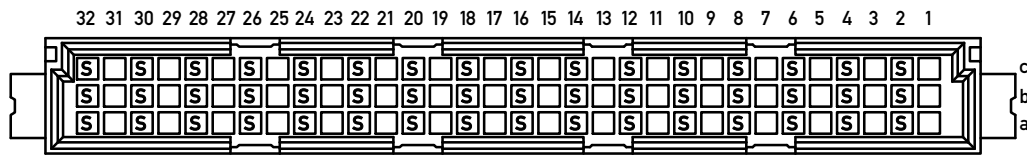
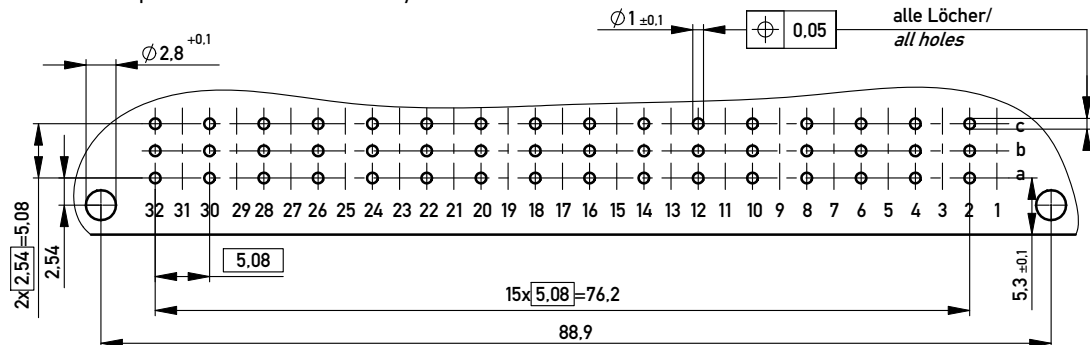


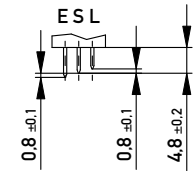
Bestückungsplan / contact layout



Leiterplatten-Lochbild / PCB drillhole pattern



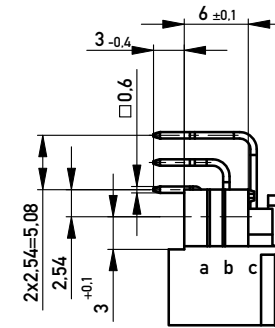
Stecklänge / mating length



E = early mate, late break / voreilend

S = standard

L = late mate, early break / nacheilend



Lötanschluss 0,6x0,6mm / solder terminal 0,6x0,6mm

Isolierwerkstoff / housing material : PBT GF 30

Bauart 4 / type 4

Anforderungsstufe 2 = 400 Steckzyklen / performance class 2 = 400 mating cycles

Fehlende Maße und Angaben nach IEC 60 603-2 / DIN EN 60 603-2

Missing information and dimensions per IEC 60 603-2 / DIN EN 60 603-2

Bedruckung siehe Zeichnung 294905

Marking see drawing 294905

Copyright by ERNI GmbH.
Proprietary notice pursuant to ISO 16106 to be observed.

| | | | | | |
|--|------------|--|----------------------|---|------|
| Information: | | Tolerances | All Dimensions in mm | Scale | 2:1 |
| All rights reserved. Only for Information. To ensure that this is the latest version of this drawing, please contact one of the ERNI companies before using. | | Subject to modification without prior notice. Drawing will not be updated. | | Designation | |
| | | www.ERNI.com | | Messerleiste C 48 Löt Male Con. C48 solder | |
| - | 16.09.2009 | | | 384600 | |
| Index | Date | | | 1 A3 | |
| | | | | Class | STVC |