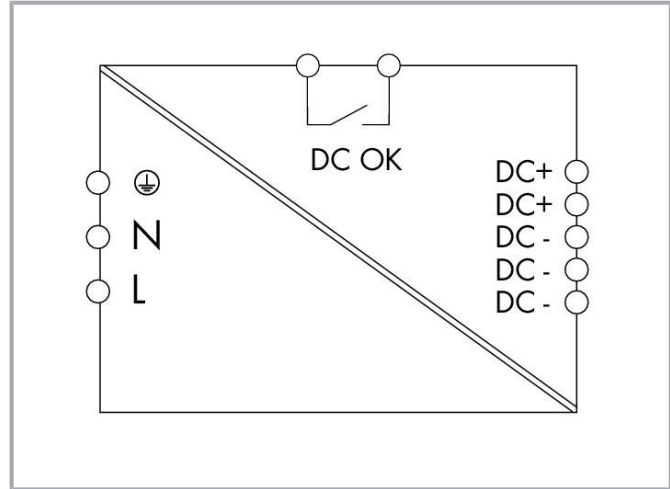


Data sheet | Item number: 787-736

Switched-mode power supply; Eco; 1-phase; 24 VDC output voltage; 40 A output current; DC OK contact; 6,00 mm²



www.wago.com/787-736



Subject to changes. Please also observe the further product documentation!

WAGO Kontakttechnik GmbH & Co. KG
Hansastr. 27
32423 Minden
Phone: +49571 887-0 | Fax: +49571 887-169
Email: info.de@wago.com | Web: www.wago.com

Do you have any questions about our products?
We are always happy to take your call at +49 (571) 887-44222.



Item description

Features:

- Natural convection cooling when horizontally mounted
- Encapsulated for use in control cabinets
- Fast and tool-free termination via lever-actuated PCB terminal blocks
- Bounce-free switching signal (DC OK) via optocoupler
- Parallel operation
- Electrically isolated output voltage (SELV) per UL 60950-1; PELV per EN 60204

Subject to changes. Please also observe the further product documentation!

Data

Technical data

Phases	1
Nominal input voltage $U_{i\text{nom}}$	1 x AC 110 ... 240 V
Input voltage range	AC 90 ... 264 V; DC 130 ... 373 V
Input voltage derating	-2 %/V (< 100 VAC)
Nominal mains frequency range	47 ... 63 Hz; 0 Hz
Input current I_i	≤ 6 A (230 VAC); ≤ 12 A (115 VAC)
Discharge current	≤ 2 mA
Inrush current	≤ 30 A
Power factor	≥ 0.94 (230 VAC); ≥ 0.98 (115 VAC)
Power factor correction (PFC)	Active
Mains failure hold-up time	≥ 17 ms (230 VAC)
Power loss P_i	≤ 107 W (230 VAC; nominal load)
Efficiency (typ.)	90 %
Nominal output voltage $U_{o\text{nom}}$	DC 24 V (SELV)
Output voltage range	DC 22 ... 28 V (adjustable)
Default setting	DC 24 V
Nominal output current $I_{o\text{nom}}$	40 A (24 VDC)
Nominal output power	960 W
Control deviation	≤ 1 %
Residual ripple	≤ 100 mV (peak-to-peak)
Overload behavior	Constant power (in overload range: $1.15 \dots 1.4 \times I_{o\text{nom}}$); Shutdown and automatic restart in the event of a short circuit
Isolation voltage (Pri.-Sec.)	DC 4.242 kV
Isolation voltage (Pri.-GND)	DC 2.2 kV
Isolation voltage (Sec.-GND)	DC 0.7 kV
Isolation voltage (Sec.-Signal)	DC 0.7 kV
Protection class	I
Protection type	IP20 (per EN 60529)
Resistance to reverse feed	\leq DC 29 V
Overvoltage category	II
Pollution degree	2
Transient suppression (primary)	Varistor

Subject to changes. Please also observe the further product documentation!



Short-circuit-protected	Yes
Open-circuit-proof	Yes
Parallel operation	Yes
Series operation	Yes
MTBF	> 250,000 h (per IEC 61709)
Internal fuse	T 20 A / 250 VAC
Required backup fusing	An external DC fuse is required for the DC input voltage.
Recommended backup fusing	Circuit breaker: 13 A, 16 A, 20 A; Tripping characteristic: B or C
Signaling	1 x LED DC OK (green) 1 x Overload LED (red) 1 x DC OK signal output (optocoupler as make contact; max. 31.2 V; 20 mA)
Operation status indicator	Green LED (24 VDC OK) Red LED (overload)

Connection data

Connection type (1)	Input/Signaling
Connection technology	Push-in CAGE CLAMP®
WAGO Connector	WAGO 2706 Series
Solid conductor	0.5 ... 6 mm ² / 20 ... 10 AWG
Fine-stranded conductor	0.5 ... 6 mm ² / 20 ... 10 AWG
Strip length	11 ... 12 mm / 0.43 ... 0.47 inch
Connection type 2	Output
Connection technology 2	Push-in CAGE CLAMP®
WAGO Connector 2	WAGO 256 Series
Solid conductor 2	1.5 ... 16 mm ² / 16 ... 6 AWG
Fine-stranded conductor 2	1.5 ... 16 mm ² / 16 ... 6 AWG
Strip length 2	12 ... 13 mm / 0.47 ... 0.51 inch

Physical data

Width	170 mm / 6.69 inch
Height	136 mm / 5.354 inch
Depth from upper edge of DIN-rail	150 mm / 5.91 inch

Mechanical data

Mounting type	DIN-35 rail
---------------	-------------

Subject to changes. Please also observe the further product documentation!

WAGO Kontakttechnik GmbH & Co. KG
Hansastr. 27
32423 Minden
Phone: +49571 887-0 | Fax: +49571 887-169
Email: info.de@wago.com | Web: www.wago.com

Do you have any questions about our products?
We are always happy to take your call at +49 (571) 887-44222.

Material data

Weight	3500 g
--------	--------

Environmental requirements

Surrounding air temperature (operation)	-25 ... 70 °C
Surrounding air temperature (storage)	-40 ... 85 °C
Relative humidity	95% (no condensation permissible)
Derating	-2.66 %/K (> 55 °C)

Standards and specifications


Conformity marking	CE
Standards/Specifications	EN 62368-1 EN 61204-3 EN 61000-6-2 EN 61000-6-3 UL 60950-1 UL 508

Commercial data

Product Group	6 (Interface Electronics)
PU (SPU)	1 Stück
Packaging type	box
Country of origin	CN
GTIN	4050821748250
Customs tariff number	85044082900

Approvals / Certificates

UL-Approvals













Logo	Approval	Additional Approval Text	Certificate name
	UL Underwriters Laboratories Inc.	UL 508	E255817

Optional accessories





Ferrule

Subject to changes. Please also observe the further product documentation!

Ferrule

	Item no.: 216-203 Ferrule; Sleeve for 1 mm ² / AWG 18; insulated; electro-tin plated; red	www.wago.com/216-203
	Item no.: 216-206 Ferrule; Sleeve for 2.5 mm ² / AWG 14; insulated; electro-tin plated; blue	www.wago.com/216-206
	Item no.: 216-207 Ferrule; Sleeve for 4 mm ² / AWG 12; insulated; electro-tin plated; gray	www.wago.com/216-207
	Item no.: 216-202 Ferrule; Sleeve for 0.75 mm ² / 18 AWG; insulated; electro-tin plated; gray	www.wago.com/216-202
	Item no.: 216-204 Ferrule; Sleeve for 1.5 mm ² / AWG 16; insulated; electro-tin plated; black	www.wago.com/216-204
	Item no.: 216-209 Ferrule; Sleeve for 10 mm ² / AWG 8; insulated; electro-tin plated; red	www.wago.com/216-209
	Item no.: 216-205 Ferrule; Sleeve for 2.08 mm ² / AWG 14; insulated; electro-tin plated; yellow	www.wago.com/216-205
	Item no.: 216-208 Ferrule; Sleeve for 6 mm ² / AWG 10; insulated; electro-tin plated; electrolytic copper; gastight crimped; acc. to DIN 46228, Part 4/09.90; yellow	www.wago.com/216-208
	Item no.: 216-201 Ferrule; Sleeve for 0.5 mm ² / 20 AWG; insulated; electro-tin plated; white	www.wago.com/216-201
	Item no.: 216-223 Ferrule; Sleeve for 1 mm ² / AWG 18; insulated; electro-tin plated; red	www.wago.com/216-223
	Item no.: 216-241 Ferrule; Sleeve for 0.5 mm ² / 20 AWG; insulated; electro-tin plated; electrolytic copper; gastight crimped; acc. to DIN 46228, Part 4/09.90; white	www.wago.com/216-241
	Item no.: 216-242 Ferrule; Sleeve for 0.75 mm ² / 18 AWG; insulated; electro-tin plated; electrolytic copper; gastight crimped; acc. to DIN 46228, Part 4/09.90; gray	www.wago.com/216-242
	Item no.: 216-222 Ferrule; Sleeve for 0.75 mm ² / 18 AWG; insulated; electro-tin plated; gray	www.wago.com/216-222
	Item no.: 216-221 Ferrule; Sleeve for 0.5 mm ² / 20 AWG; insulated; electro-tin plated; white	www.wago.com/216-221
	Item no.: 216-224 Ferrule; Sleeve for 1.5 mm ² / AWG 16; insulated; electro-tin plated; black	www.wago.com/216-224
	Item no.: 216-243 Ferrule; Sleeve for 1 mm ² / AWG 18; insulated; electro-tin plated; electrolytic copper; gastight crimped; acc. to DIN 46228, Part 4/09.90; red	www.wago.com/216-243
	Item no.: 216-244 Ferrule; Sleeve for 1.5 mm ² / AWG 16; insulated; electro-tin plated; electrolytic copper; gastight crimped; acc. to DIN 46228, Part 4/09.90; black	www.wago.com/216-244

Subject to changes. Please also observe the further product documentation!

	Item no.: 216-263 Ferrule; Sleeve for 1 mm ² / AWG 18; insulated; electro-tin plated; electrolytic copper; gastight crimped; acc. to DIN 46228, Part 4/09.90; red	www.wago.com/216-263
	Item no.: 216-246 Ferrule; Sleeve for 2.5 mm ² / AWG 14; insulated; electro-tin plated; electrolytic copper; gastight crimped; acc. to DIN 46228, Part 4/09.90; blue	www.wago.com/216-246
	Item no.: 216-266 Ferrule; Sleeve for 2.5 mm ² / AWG 14; insulated; electro-tin plated; electrolytic copper; gastight crimped; acc. to DIN 46228, Part 4/09.90; blue	www.wago.com/216-266
	Item no.: 216-264 Ferrule; Sleeve for 1.5 mm ² / AWG 16; insulated; electro-tin plated; electrolytic copper; gastight crimped; acc. to DIN 46228, Part 4/09.90; black	www.wago.com/216-264
	Item no.: 216-284 Ferrule; Sleeve for 1.5 mm ² / AWG 16; insulated; electro-tin plated; electrolytic copper; gastight crimped; acc. to DIN 46228, Part 4/09.90; black	www.wago.com/216-284
	Item no.: 216-286 Ferrule; Sleeve for 2.5 mm ² / AWG 14; insulated; electro-tin plated; electrolytic copper; gastight crimped; acc. to DIN 46228, Part 4/09.90; blue	www.wago.com/216-286
	Item no.: 216-287 Ferrule; Sleeve for 4 mm ² / AWG 12; insulated; electro-tin plated; electrolytic copper; gastight crimped; acc. to DIN 46228, Part 4/09.90; gray	www.wago.com/216-287
	Item no.: 216-262 Ferrule; Sleeve for 0.75 mm ² / 18 AWG; insulated; electro-tin plated; electrolytic copper; gastight crimped; acc. to DIN 46228, Part 4/09.90; gray	www.wago.com/216-262
	Item no.: 216-288 Ferrule; Sleeve for 6 mm ² / AWG 10; insulated; electro-tin plated; electrolytic copper; gastight crimped; acc. to DIN 46228, Part 4/09.90; yellow	www.wago.com/216-288
	Item no.: 216-289 Ferrule; Sleeve for 10 mm ² / AWG 8; insulated; electro-tin plated; electrolytic copper; gastight crimped; acc. to DIN 46228, Part 4/09.90; red	www.wago.com/216-289
	Item no.: 216-267 Ferrule; Sleeve for 4 mm ² / AWG 12; insulated; electro-tin plated; electrolytic copper; gastight crimped; acc. to DIN 46228, Part 4/09.90; gray	www.wago.com/216-267

Tool

Operating tool

	Item no.: 210-769 SCREWDRIVER; green	www.wago.com/210-769
--	--	--

Downloads

Documentation

Bid Text

787-736	2019. 7. 12.	xml	Download
X81 - Datei		7.2 kB	

Subject to changes. Please also observe the further product documentation!

Data sheet | Item number: 787-736

www.wago.com/787-736



787-736 docx - Datei	2019. 7. 12.	docx 21.6 kB	Download
-------------------------	--------------	-----------------	----------

Instruction Leaflet

Primary Switch Mode Power Supply ECO-Power DC 24 V, 40 A	V 1.7 2020. 12. 21.	pdf 381.0 kB	Download
---	------------------------	-----------------	----------

Additional Information

Disposal; Electrical and electronic equipment, Packaging	V 1.0.0	pdf 265.8 kB	Download
--	---------	-----------------	----------

CAD/CAE-Data

CAD data

2D/3D Models 787-736		URL	Download
----------------------	--	-----	----------

CAE data

EPLAN Data Portal 787-736		URL	Download
---------------------------	--	-----	----------

WSCAD Universe 787-736		URL	Download
------------------------	--	-----	----------

ZUKEN Portal 787-736		URL	Download
----------------------	--	-----	----------

Environmental Product Compliance

Compliance Search

Environmental Product Compliance 787-736 Switched-mode power supply; Eco; 1-phase; 24 VDC output voltage; 40 A output current; DC OK contact; 6,00 mm ²		URL	Download
---	--	-----	----------

Installation Notes

Product family

EPSITRON ECO Power
[Show all products from the family](#)

Subject to changes. Please also observe the further product documentation!

WAGO Kontakttechnik GmbH & Co. KG
Hansastr. 27
32423 Minden
Phone: +49571 887-0 | Fax: +49571 887-169
Email: info.de@wago.com | Web: www.wago.com

Do you have any questions about our products?
We are always happy to take your call at +49 (571) 887-44222.