



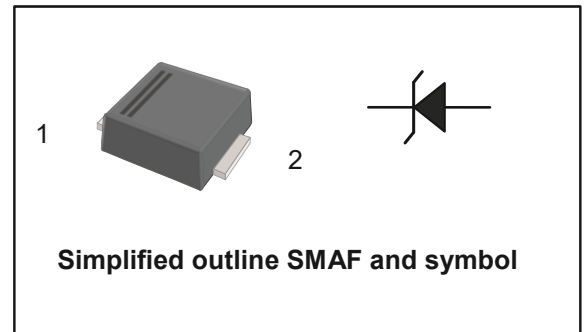
SMAF1W3V3-PJ thru SMAF1W330-PJ SILICON PLANAR ZENER DIODES

FEATURES

- ◆ Total power dissipation: 1W max.
- ◆ Wide zener reverse voltage range: 3.3V to 330V
- ◆ Designed for surface mount

PINNING

PIN	DESCRIPTION
1	Cathode
2	Anode

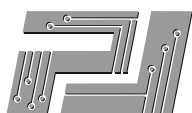


MECHANICAL DATA

- ◆ Case: SMAF molded plastic body
- ◆ Terminals: Solderable per MIL-STD- 750, Method 2026
- ◆ Weight: Approximated 0.027 grams

ABSOLUTE MAXIMUM RATINGS AND CHARACTERISTICS (T_A = 25 °C)

PARAMETER	SYMBOL	VALUE	UNIT
Power Dissipation at T _C =75°C	P _D	1	W
Forward Voltage at I _F = 200 mA	V _F	1.2	V
Junction Temperature Range	T _J	-55 ~ +150	°C
Storage Temperature Range	T _{STG}	-55 ~ +150	°C



SMAF1W3V3-PJ thru SMAF1W330-PJ SILICON PLANAR ZENER DIODES

CHARACTERISTICS at T_A=25 °C

Type	Zener Voltage Range (Note)			I _{ZT}	Dynamic Impedance	Reverse Current		Maximum Zener Current	Marking
	V _{ZT} at I _{ZT}				Z _{ZT} at I _{ZT}	I _R	at V _R		
	Min(V)	Nom(V)	Max(V)	(mA)	Max (Ω)	Max (μA)	(V)	I _{ZM} (mA)	
SMAF1W3V3-PJ	3.1	3.3	3.5	75	10	100	1	285	728A
SMAF1W3V6-PJ	3.4	3.6	3.8	69	10	100	1	263	729A
SMAF1W3V9-PJ	3.7	3.9	4.1	64	9.0	50	1	243	730A
SMAF1W4V3-PJ	4.06	4.3	4.56	58	9.0	25	1	219	731A
SMAF1W4V7-PJ	4.5	4.7	4.93	53	8.0	10	1	203	732A
SMAF1W5V1-PJ	4.84	5.1	5.36	49	7.0	10	1	186	733A
SMAF1W5V6-PJ	5.32	5.6	5.92	45	5.0	10	2	170	734A
SMAF1W6V2-PJ	5.86	6.2	6.51	41	2.0	10	3	154	735A
SMAF1W6V8-PJ	6.46	6.8	7.18	37	3.5	10	4	140	736A
SMAF1W7V5-PJ	7.12	7.5	7.88	34	4.0	10	5	127	737A
SMAF1W8V2-PJ	7.79	8.2	8.67	31	4.5	10	6	116	738A
SMAF1W9V1-PJ	8.6	9.1	9.59	28	5.0	10	7	104	739A
SMAF1W10-PJ	9.5	10	10.5	25	7.0	10	7	95	740A
SMAF1W11-PJ	10.4	11	11.6	23	8.0	5	8	86	741A
SMAF1W12-PJ	11.4	12	12.6	21	9.0	5	9	79	742A
SMAF1W13-PJ	12.4	13	14.1	19	10	5	10	71	743A
SMAF1W15-PJ	13.8	15	15.8	17	14	5	11	63	744A
SMAF1W16-PJ	15.2	16	17.1	16	16	5	12	58	745A
SMAF1W18-PJ	16.8	18	19.2	14	20	5	13	52	746A
SMAF1W20-PJ	19	20	21.2	13	22	5	15	47	747A
SMAF1W22-PJ	20.8	22	23.3	12	23	5	17	43	748A
SMAF1W24-PJ	22.8	24	26	11	25	5	18	38	749A
SMAF1W27-PJ	25.3	27	28.9	9.5	35	5	21	35	750A
SMAF1W30-PJ	28.2	30	32	8.5	40	5	23	31	751A
SMAF1W33-PJ	31.3	33	34.9	7.5	45	5	25	28	752A
SMAF1W36-PJ	34.2	36	37.9	7.0	50	5	27	26	753A
SMAF1W39-PJ	37.2	39	41.5	6.5	60	5	30	24	754A



SMAF1W3V3-PJ thru SMAF1W330-PJ SILICON PLANAR ZENER DIODES

SMAF1W43-PJ	40.9	43	45.6	6.0	70	1	32	22	755A
SMAF1W47-PJ	44.9	47	49.8	5.5	80	1	35	20	756A
SMAF1W51-PJ	48.6	51	54	5.0	95	1	38	18	757A
SMAF1W56-PJ	53.6	56	58.8	4.5	110	1	42	17	758A
SMAF1W62-PJ	58.9	62	65.6	4.0	125	1	47	15	759A
SMAF1W68-PJ	64.6	68	71.7	3.7	150	1	52	14	760A
SMAF1W75-PJ	71.2	75	78.8	3.3	175	1	56	12	761A
SMAF1W82-PJ	77.9	82	87	3.0	200	1	62	11	762A
SMAF1W91-PJ	86	91	96	2.8	250	1	69	10	763A
SMAF1W100-PJ	95	100	105	2.5	350	1	76	9.5	764A
SMAF1W110-PJ	104	110	116	2.3	450	1	84	8.6	765A
SMAF1W120-PJ	114	120	127	2.0	550	1	91	7.8	766A
SMAF1W135-PJ	125	135	142	1.9	700	1	100	7.0	767A
SMAF1W150-PJ	140	150	157	1.7	900	1	110	6.3	768A
SMAF1W165-PJ	155	165	172	1.6	1100	1	120	5.8	769A
SMAF1W180-PJ	170	180	191	1.4	1200	1	135	5.2	770A
SMAF1W200-PJ	189	200	211	1.2	1400	1	150	4.7	771A
SMAF1W220-PJ	209	220	231	1.0	1600	1	165	4.3	772A
SMAF1W240-PJ	229	240	251	1.0	1800	1	180	3.9	773A
SMAF1W260-PJ	249	260	271	1.0	2000	1	190	3.7	774A
SMAF1W280-PJ	269	280	291	1.0	2100	1	205	3.4	775A
SMAF1W300-PJ	289	300	315	1.0	2300	1	230	3.1	776A
SMAF1W330-PJ	313	330	346	1.0	2500	1	250	2.8	777A

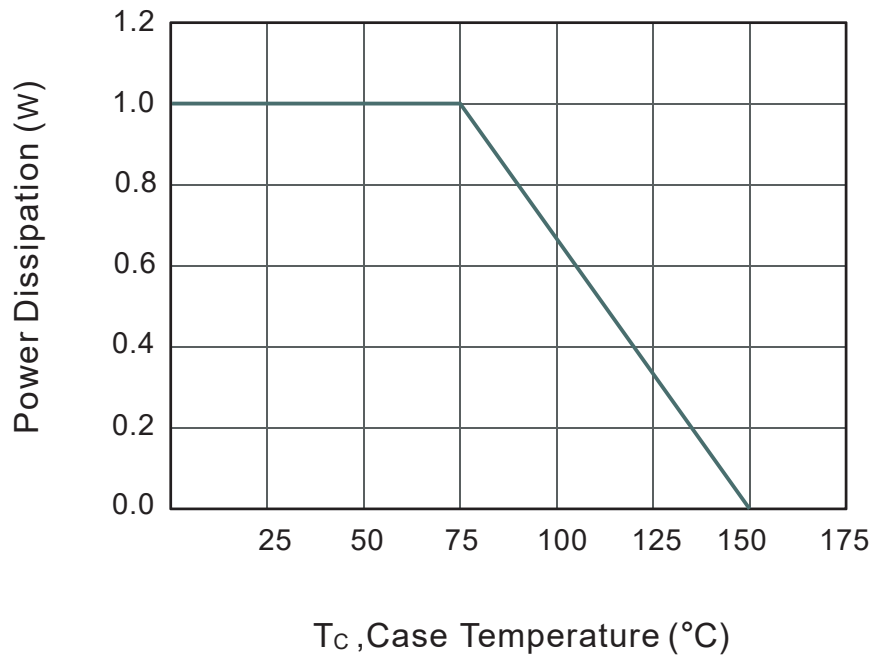
Note: V_{ZT} is tested with 20ms pulse.



SMAF1W3V3-PJ thru SMAF1W330-PJ SILICON PLANAR ZENER DIODES

RATINGS AND CHARACTERISTIC CURVES

Fig.1 Maximum Continuous Power Derating

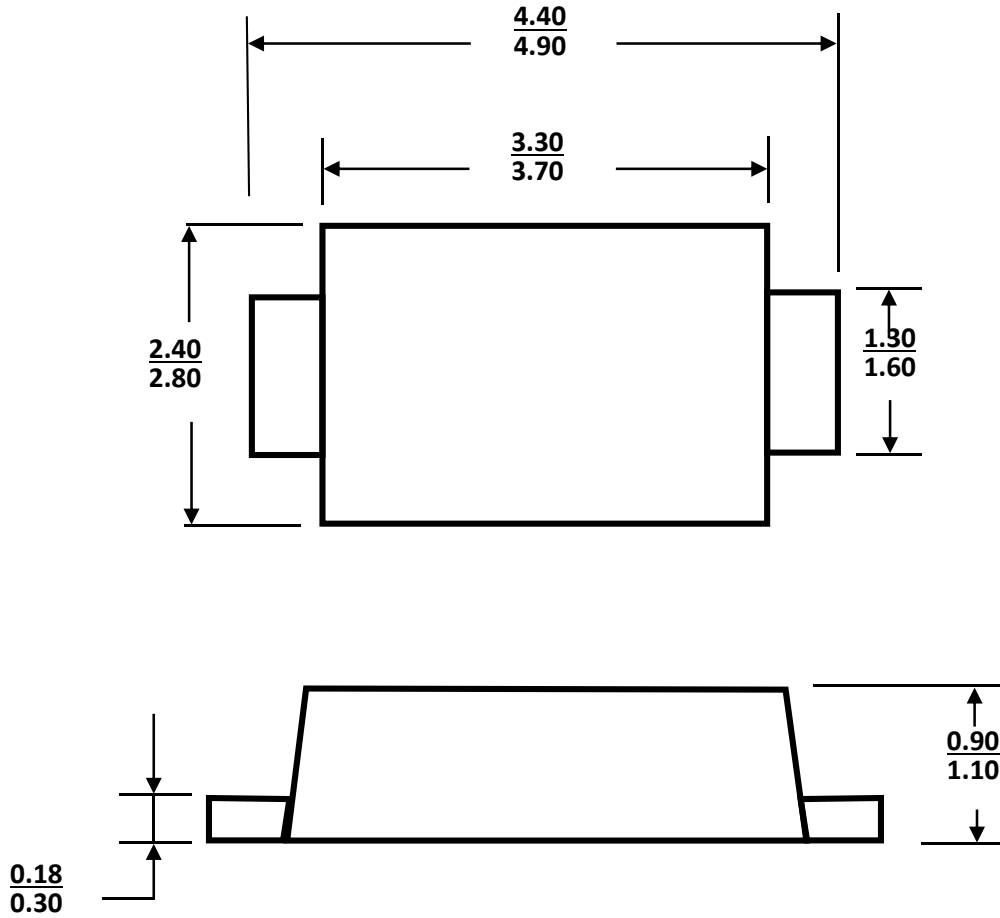




SMAF1W3V3-PJ thru SMAF1W330-PJ SILICON PLANAR ZENER DIODES

PACKAGE OUTLINE

SMAF



Dimensions in millimeters

ORDERING INFORMATION

Device	Package	Shipping
SMAF1W3V3-PJ thru SMAF1W330-PJ	SMAF	3,000/Tape & Reel (7 inches)
		10,000/ Tape & Reel (13 inches)