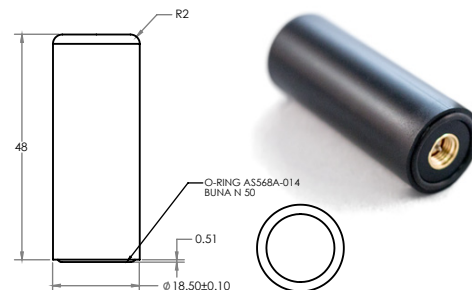


M1516HCT-P-SMA

L1 GPS GLONASS PASSIVE ANTENNA

Ordering Part #: 100-00002-02



Mechanical Specifications

dimensions are in mm

Features

- Very low axial ratio
- IP-67 mounted
- Ultra light weight
- Ground plane independent

Applications

- Vehicle and fleet tracking
- Military & security
- Asset tracking
- Oil & gas industries
- Navigation devices
- Mining equipment
- LBS & M2M applications
- Handheld devices
- Law enforcement

Description

The M1516HCT-P-SMA is a dual band, high performance antenna designed for both GPS and GLONASS, and built on Maxtena proprietary HeliCore® technology. This technology provides exceptional pattern control, polarization purity and high efficiency in a very compact form factor. The M1516HCT-P-SMA is a screw-on design, featuring an integrated SMA connector. The ultra light design is rated IP-67 when mounted for added protection. This product is ideal for applications requiring high quality reception of both GPS and GLONASS signals.

Electrical Specifications

Parameter	Design Specifications
Frequency	1575 MHz (GPS) 1602 MHz (GLONASS)
Polarization	RHCP
Antenna element peak gain	1.5 dBic (GPS) 1.5 dBic (GLONASS)
Axial Ratio	0.5 dB (typical) / 1 dB (max)
VSWR	1.5 (max)
Impedance	50 Ohm
Operating temp.	from -40°C to 85°C
RF connector	SMA

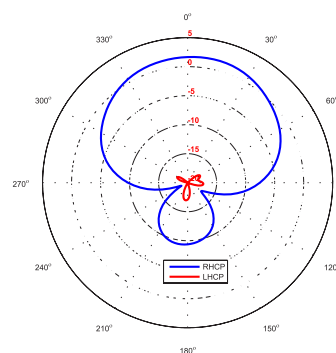
GPS Band Typical Performance

Parameter	Design Specifications
Antenna element peak gain	1.5 dBic (typical)
Efficiency	40% (typical)
Axial Ratio (@ Zenith)	0.5 dB (max)

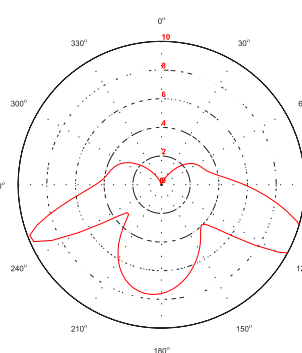
GLONASS Band Typical Performance

Parameter	Design Specifications
Antenna element peak gain	1.5 dBic (typical)
Efficiency	40% (typical)
Axial Ratio (@ Zenith)	0.5 dB (max)

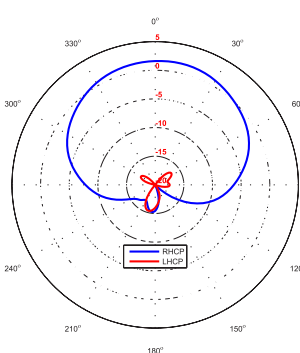
GPS RHCP Gain



GPS Axial Ratio



GLONASS RHCP Gain



GLONASS Axial Ratio

