

Type: CSM54, CSM54N

UNDER DEVELOPMENT
Product Description

- 5.8 × 5.8mm Max.(L × W), 5.2mm Max. Height (CSM54),
- 5.2 × 5.2mm Max.(L × W), 5.0mm Max. Height (CSM54N),
- Inductance: 10~77nH(CSM54);12~126nH(CSM54N)
- Operating frequency: 30MHz~150MHz(with ferrite core)
- In addition to the reference versions of parameters shown here, custom designs are available to meet your exact requirements.

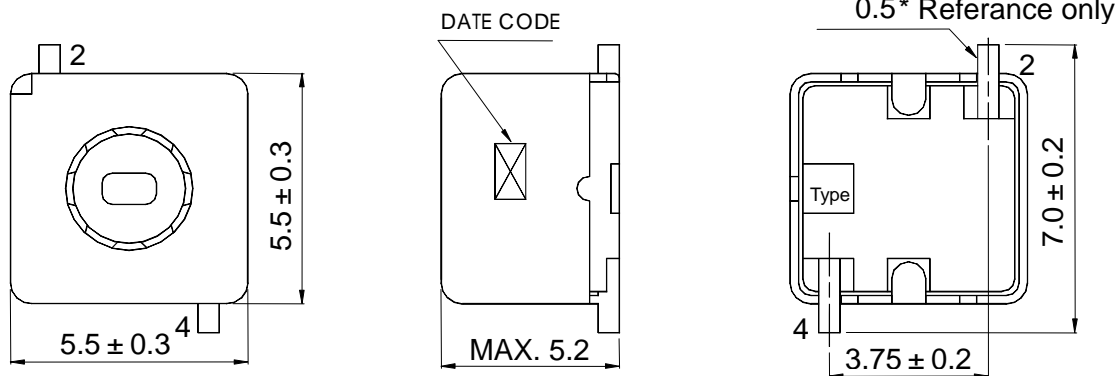
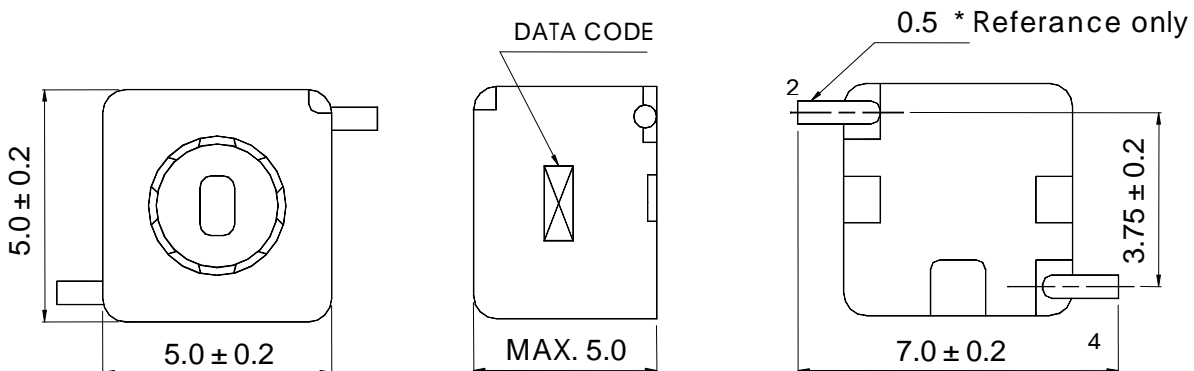
CSM54

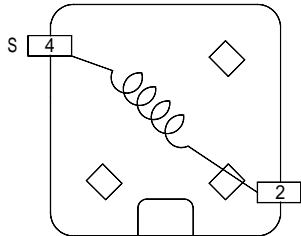


CSM54N

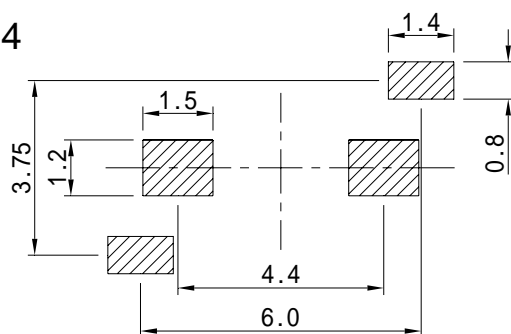
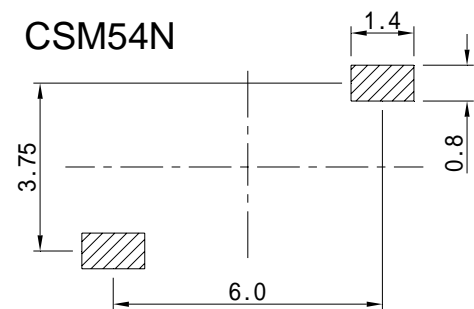

Feature

- Low profile SMT molded coil.
- Used in RF circuits for communication and car radio applications.
- RoHS Compliance

Dimensions (mm)
CSM54 (With case)

CSM54N (Without case)


Type: CSM54, CSM54N
Connection (Bottom View)


"S" is winding start.

Land Pattern (mm)
CSM54

CSM54N

Specification (CSM54)

NO.	Part NO.	Colour Mark	Turns	Adjustable capacitance Variable range	Unloaded Q	Inductance	Test Freq.	
(1 ~ 6) FERRITE CORE								
1	CSM54-1R5F	Yellow	1.5 T	107pF ± 1% Variable	Min 44	10nH	100MHz	
2	CSM54-2R5F	Red	2.5 T	70.6pF ± 1% Variable	Min 49	21nH		
3	CSM54-3R5F	Nature	3.5 T	51.8pF ± 1.9% Variable	Min 50	34nH		
4	CSM54-4R5F	Orange	4.5 T	38.8pF ± 1.7% Variable	Min 50	48nH		
5	CSM54-5R5F	Green	5.5 T	31.9pF ± 1% Variable	Min 50	62nH		
6	CSM54-6R5F	Blue	6.5 T	27.0pF ± 1% Variable	Min 56	77nH		
(7 ~ 12) AIR CORE								
7	CSM54-1R5A	Yellow	1.5 T	107pF ± 10% Within	Min 46	10nH		
8	CSM54-2R5A	Red	2.5 T	76.5pF ± 10% Within	Min 50	19nH		
9	CSM54-3R5A	Nature	3.5 T	57.4pF ± 10% Within	Min 52	29nH		
10	CSM54-4R5A	Orange	4.5 T	45.7pF ± 10% Within	Min 53	40nH		
11	CSM54-5R5A	Green	5.5 T	37.5pF ± 10% Within	Min 53	52nH		
12	CSM54-6R5A	Blue	6.5 T	32.4pF ± 10% Within	Min 60	63nH		

Please refer to the sales offices on our website for a representative near you

Type: CSM54, CSM54N
Specification (CSM54N)

NO.	Part NO.	Colour Mark	Turns	Adjustable capacitance Variable range	Unloaded Q	Inductance	Test Freq.	
(1 ~ 6) FERRITE CORE								
1	CSM54N-1R5F	Yellow	1.5 T	93.3pF ± 1.0% Variable	Min 55	12nH	100MHz	
2	CSM54N-2R5F	Red	2.5 T	59.3pF ± 1.2% Variable	Min 64	28nH		
3	CSM54N-3R5F	Nature	3.5 T	38.7pF ± 2.0% Variable	Min 66	48nH		
4	CSM54N-4R5F	Orange	4.5 T	27.4pF ± 1.8% Variable	Min 69	72nH		
5	CSM54N-5R5F	Green	5.5 T	21.1pF ± 1.0% Variable	Min 63	98nH		
6	CSM54N-6R5F	Blue	6.5 T	17.0pF ± 1.0% Variable	Min 71	126nH		
(7 ~ 12) AIR CORE								
7	CSM54N-1R5A	Yellow	1.5 T	102.1pF ± 10% Within	Min 53	10nH		
8	CSM54N-2R5A	Red	2.5 T	67.9pF ± 10% Within	Min 58	23nH		
9	CSM54N-3R5A	Nature	3.5 T	48.4pF ± 10% Within	Min 64	37nH		
10	CSM54N-4R5A	Orange	4.5 T	36.2pF ± 10% Within	Min 67	53nH		
11	CSM54N-5R5A	Green	5.5 T	28.2pF ± 10% Within	Min 70	72nH		
12	CSM54N-6R5A	Blue	6.5 T	23.3pF ± 10% Within	Min 81	90nH		

* The screw cores are allowed to fly out 2 turns from top of bobbin or metal case to get the minimum inductance.

* Q measured using VHF Q-meter.

* Inductance measured with Agilent 4194A or equivalent, the values reference only.