


SMD Current Sense Transformer CT319 Series

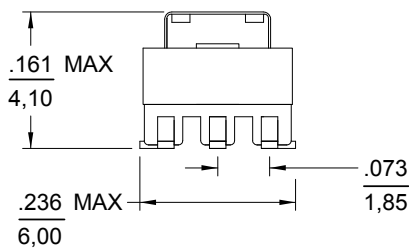
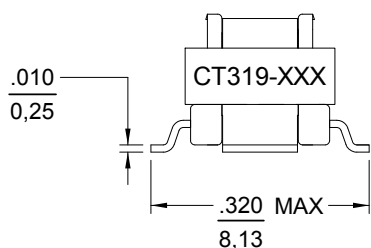
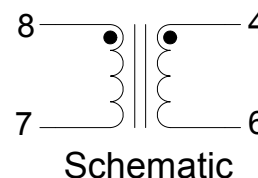
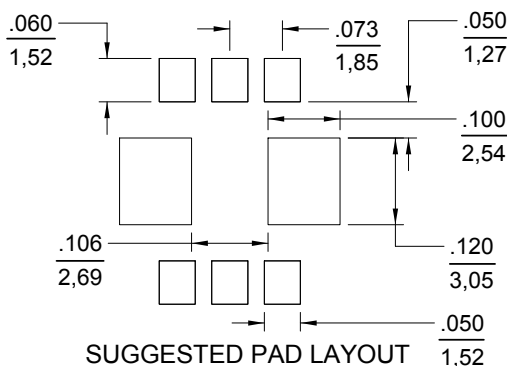
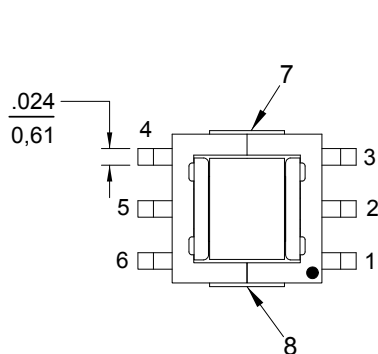


Features

- Low Profile – Height: 4.1mm Max.
- Primary Rated for 20 Amps RMS Max. (note 8)
- Operating Frequency Range: 10kHz to 1MHz
- Temperature range -40°C to +130°C
- Electrical Specifications @ 25°C
- Tinned Leads with Leaded Solder is Available (note 6)

Datatronics Part Number	Turns Ratio (± 2%)	Inductance (4-6) μ H (TYP)	DCR (4-6) Ω (MAX)	Hipot Vrms
CT319-020	1:20	100	0.50	500
CT319-030	1:30	230	0.75	500
CT319-040	1:40	440	1.03	500
CT319-050	1:50	670	1.61	500
CT319-060	1:60	1000	1.98	500
CT319-070	1:70	1300	2.97	500
CT319-100	1:100	2800	5.36	500
CT319-125	1:125	4400	6.67	500
CT319-200	1:200	12200	33.24	500

Mechanical Outline:



Notes:

- 1.) All dimensions are in inches/mm
Tolerance: $\pm 0.010/0,25$ unless otherwise specified
- 2.) Inductance tested at 10 kHz, 0.1Vrms
- 3.) Coplanarity: 0.004/0,102
- 4.) Tape and reel quantity, 1200 pcs/reel
- 5.) Terminating resistor (R_T) calculated:
 $R_T = (N_{TURNS} / I_{PRI}) * V_{REF}$
- 6.) For Non-RoHS parts, replace CT prefix with -42 e.g. CT319 becomes 42-319
- 7.) Terminal finish compliant to RoHS requirements. Solder in accordance with J-STD-020D
- 8.) Primary DCR (~4m Ω) may cause higher voltage than typical for current sensing at high current and higher turns ratios.