

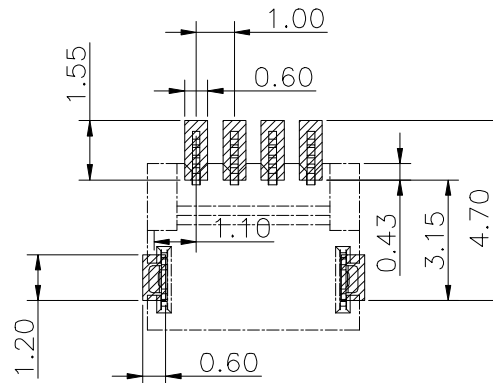
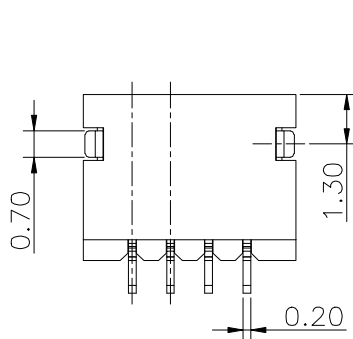
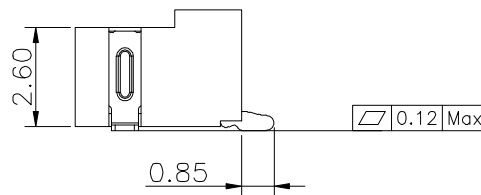
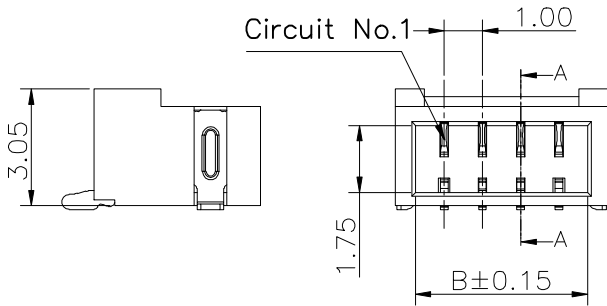
### Specifications :

- Voltage rating: 125V AC / DC
- Current rating: 1A AC / DC
- Withstanding voltage: 500V AC/minute
- Temperature range: -25°C~+85°C
- Insulation resistance: ≥100MΩ
- Contact resistance: ≤20mΩ
- After environmental testing: ≤40mΩ

### X1002 W R S-XX B1-9T SN XX

① ② ③ ④ ⑤ ⑥ ⑦ ⑧ ⑨

- ① Series No.
- ② Category: W-wafer
- ③ Welding Board Angle: R- Right Angle 90°
- ④ Welding Way: S-SMT
- ⑤ Row No.-Pin No.: XX-02P~20P
- ⑥ Plug the Pin & Special NO.:  
B1-Pad、On both sides of the middle position
- ⑦ Material: 9T-PA9T 94V-0
- ⑧ Plating Category:  
SN-Bright tin plating 70" Min. ;30" Ni Min.
- ⑨ Color: Blank-Natural color



Poles	Dimensions(mm)			Poles	Dimensions(mm)		
	A	B	C		A	B	C
02	3.55	2.50		12	13.55	12.50	
03	4.55	3.50		13	14.55	13.50	
04	5.55	4.50		14	15.55	14.50	
05	6.55	5.50		15	16.55	15.50	
06	7.55	6.50		16	17.55	16.50	
07	8.55	7.50		17	18.55	17.50	
08	9.55	8.50		18	19.55	18.50	
09	10.55	9.50		19	20.55	19.50	
10	11.55	10.50		20	21.55	20.50	
11	12.55	11.50					

Recommended P.C.B. Layout  
Total tolerance: ±0.05mm

X1002WRS-XXB1-9TSN	PA9T UL 94V-0	Brass	Tin-Plated
PART NO	Material	Material (Pin And Solder Tabs)	Finish (Pin And Solder Tabs)

For and on behalf of  
**XKB INDUSTRIAL PRECISION CO., LIMITED**  
香港星坤工業精密有限公司

△ X					ANGULAR	±5°
△ X					L ≤ 4	±0.2
△ X					4 < L ≤ 16	±0.3
△ X					16 < L ≤ 63	±0.4
MARK					L > 63	±0.5
REVISIONS					UNSPECIFIED TOLERANCES	

DSND		DATE		SCALE: N/A	MODEL TYPE: X1002WRS-XXB1-9TSN	
DWN		DATE		VIEW:	PART NO.:	
CHKD		DATE		UNIT: mm	1.00 mm Crimp Style Connectors	
APPD		DATE		SIZE: A4	DWG NO.:	
				WEIGHT	SHEET	REVISION
				1.0g	1/1	A0

**XKB INDUSTRIAL PRECISION CO., LIMITED**