


Coaxial Low Pass Filter

DC to 530 MHz

NEW!
VLF-530



CASE STYLE: FF704
PRICE: \$19.95 ea. QTY (10-24)

Maximum Ratings

Operating Temperature	-55°C to 100°C
Storage Temperature	-55°C to 100°C
RF Power Input	8.5*W max. at 25°C
DC Current Input to Output	0.5A max. at 25°C

*Passband rating, derate linearly to 3.5W at 100°C ambient.

Features

- low cost
- small size
- 7 sections
- temperature stable
- patent pending

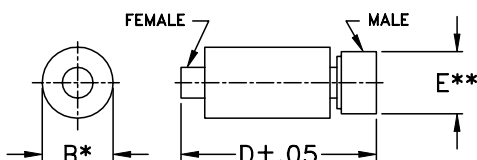
Applications

- harmonic rejection
- transmitters/receivers
- lab use

Low Pass Filter Electrical Specifications (T_{AMB}=25°C)

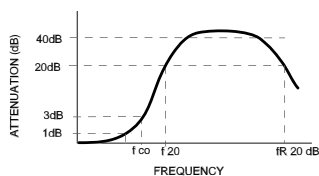
MODEL NO.	PASSBAND (MHz) (loss < 1 dB) Max.	f _{co} , MHz Nom. (loss 3 dB) Typ.	STOP BAND (MHz) (loss, dB)			VSWR (:1)		NO. OF SECTIONS
			f ₂₀ Min.	40 Typ.	f _{r20} Typ.	Stopband Typ.	Passband Typ.	
VLF-530	DC-530	700	820	1050-3200	5500	20	1.2	7

Outline Drawing

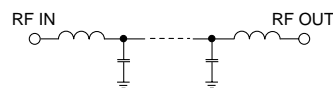


B—OVERALL BODY DIMENSION
* MAX
** ACROSS FLATS

typical frequency response



schematic



Typical Performance Data at 25°C

Frequency (MHz)	Insertion Loss (dB)	VSWR (:1)
1.00	0.05	1.01
100.00	0.21	1.03
250.00	0.38	1.07
450.00	0.68	1.07
520.00	0.85	1.10
700.00	3.26	2.12
820.00	33.77	14.43
947.00	40.82	21.35
1000.00	53.65	23.68
1500.00	46.49	41.44
3000.00	48.44	50.25
3500.00	37.92	48.87
4000.00	32.18	46.00
5000.00	22.39	29.09
6000.00	20.37	20.08

Outline Dimensions (inch/mm)

B	D	E	wt.
inch	inch	inch	grams
.410	1.43	.312	10.0
10.41	36.32	7.92	

