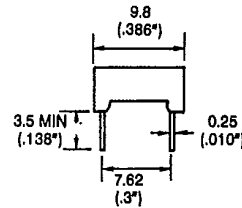
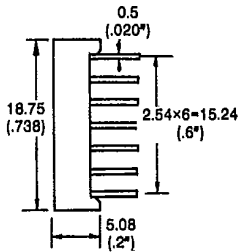
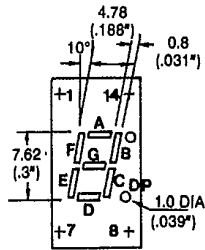


SINGLE DIGIT SEVEN SEGMENT DISPLAY

T-41-33

0.3" DIGIT SIZE - R.H.D.P.

PART NO.	PEAK WAVE-LENGTH λ_p (nm)	EMITTED COLOR	MAXIMUM RATINGS					OPTO-ELECTRICAL CHARACTERISTICS							Pin-Out
			I_F (mA)	V_R (V)	P_D (mW)	T_{opr} (°C)	T_{stg} (°C)	V_F (V)			I_R (μ A)		I_y (μ cd)		
								typ.	max.	@ mA	max.	@ V_R	typ. per seg.	@ mA	
MTN1130-ASR	655	Red	25	3	100	-40 ~ 85	-55 ~ 100	1.7	2.0	20	100	3	450	10	1
MTN2130-AG	567	Green	25	5	85	-40 ~ 85	-55 ~ 100	2.1	3.0	20	100	5	1650	10	1
MTN4130-AO	635	Orange	25	5	85	-40 ~ 85	-55 ~ 100	2.1	3.0	20	100	5	1800	10	1
MTN4130-AHR	635	Hi-Eff Red	25	5	85	-40 ~ 85	-55 ~ 100	2.1	3.0	20	100	5	1800	10	1
MTN1130-CSR	655	Red	25	3	100	-40 ~ 85	-55 ~ 100	1.7	2.0	20	100	3	450	10	2
MTN2130-CG	567	Green	25	5	85	-40 ~ 85	-55 ~ 100	2.1	3.0	20	100	5	1650	10	2
MTN4130-CO	635	Orange	25	5	85	-40 ~ 85	-55 ~ 100	2.1	3.0	20	100	5	1800	10	2
MTN4130-CHR	635	Hi-Eff Red	25	5	85	-40 ~ 85	-55 ~ 100	2.1	3.0	20	100	5	1800	10	2



PINOUT 1

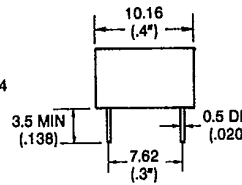
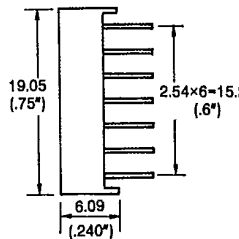
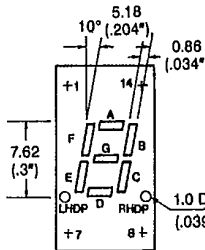
PIN NO.	FUNCTION
1.	A CATHODE
2.	F CATHODE
3.	COMMON ANODE
4.	NO PIN
5.	NO PIN
6.	NO CONNECTION
7.	E CATHODE
8.	D CATHODE
9.	DP CATHODE
10.	C CATHODE
11.	G CATHODE
12.	NO PIN
13.	B CATHODE
14.	COMMON ANODE

PINOUT 2

PIN NO.	FUNCTION
1.	F ANODE
2.	G ANODE
3.	NO PIN
4.	COMMON CATHODE
5.	NO PIN
6.	E ANODE
7.	D ANODE
8.	C ANODE
9.	DP ANODE
10.	NO PIN
11.	NO PIN
12.	COMMON CATHODE
13.	B ANODE
14.	A ANODE

0.3" DIGIT SIZE - R.H./L.H.D.P.

PART NO.	PEAK WAVE-LENGTH λ_p (nm)	EMITTED COLOR	MAXIMUM RATINGS					OPTO-ELECTRICAL CHARACTERISTICS							Pin-Out
			I_F (mA)	V_R (V)	P_D (mW)	T_{opr} (°C)	T_{stg} (°C)	V_F (V)			I_R (μ A)		I_y (μ cd)		
								typ.	max.	@ mA	max.	@ V_R	typ. per seg.	@ mA	
MTN3000-ASR	655	Red	25	3	100	-40 ~ 85	-55 ~ 100	1.7	2.0	20	100	3	450	10	1
MTN3200-AG	567	Green	25	5	85	-40 ~ 85	-55 ~ 100	2.1	3.0	20	100	5	1650	10	1
MTN3600-AO	635	Orange	25	5	85	-40 ~ 85	-55 ~ 100	2.1	3.0	20	100	5	1800	10	1
MTN3600-AHR	635	Hi-Eff Red	25	5	85	-40 ~ 85	-55 ~ 100	2.1	3.0	20	100	5	1800	10	1
MTN3100-CSR	655	Red	25	3	100	-40 ~ 85	-55 ~ 100	1.7	2.0	20	100	3	450	10	2
MTN3300-CG	567	Green	25	5	85	-40 ~ 85	-55 ~ 100	2.1	3.0	20	100	5	1650	10	2
MTN3700-CO	635	Orange	25	5	85	-40 ~ 85	-55 ~ 100	2.1	3.0	20	100	5	1800	10	2
MTN3700-CHR	635	Hi-Eff Red	25	5	85	-40 ~ 85	-55 ~ 100	2.1	3.0	20	100	5	1800	10	2



PINOUT 1

PIN NO.	FUNCTION
1.	A CATHODE
2.	F CATHODE
3.	COMMON ANODE
4.	NO PIN
5.	NO PIN
6.	DP CATHODE
7.	E CATHODE
8.	D CATHODE
9.	BPDP CATHODE
10.	C CATHODE
11.	G CATHODE
12.	NO PIN
13.	B CATHODE
14.	COMMON ANODE

PINOUT 2

PIN NO.	FUNCTION
1.	NO PIN
2.	COMMON CATHODE
3.	F ANODE
4.	G ANODE
5.	E ANODE
6.	D ANODE
7.	NO PIN
8.	NO PIN
9.	COMMON CATHODE
10.	BPDP ANODE
11.	C ANODE
12.	B ANODE
13.	A ANODE
14.	NO PIN