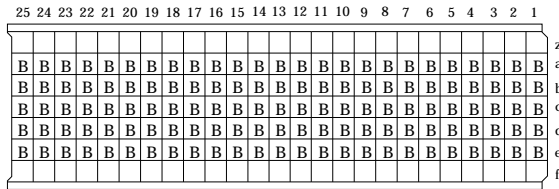
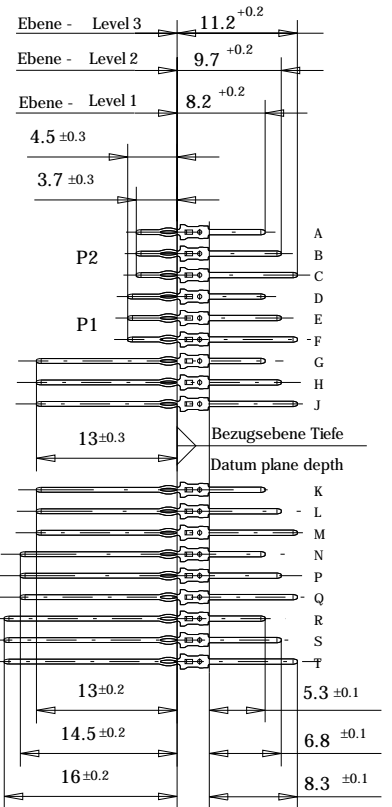
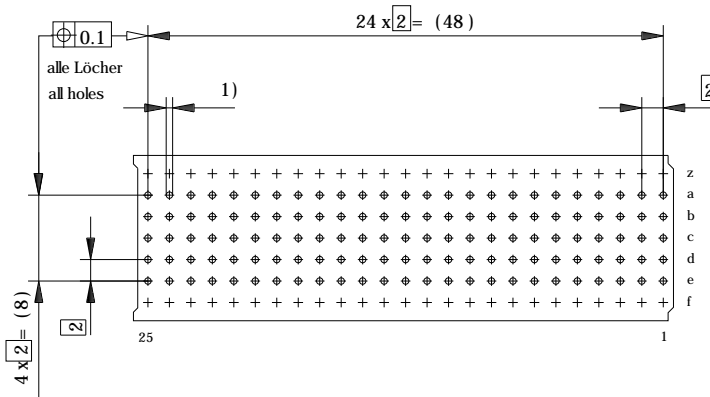


Bestückungsplan - contact layout



Lochbild für Leiterplatte (Bestückungsseite)

Board hole pattern (Component mounting side)



- 1) $\varnothing 0,6 \pm 0,05$ Durchmesser des metallisierten Loches
- $\varnothing 0,6 \pm 0,05$ Diameter of finished plated-through hole
- $\varnothing 0,7 \pm 0,02$ Bohrungsdurchmesser des Loches
- $\varnothing 0,7 \pm 0,02$ Diameter of drilled hole

Schichtaufbau im metallisierten Loch siehe Zeichnung 114406
Metal plating of plated-through hole see drawing 114406

Fehlende Masse und Angaben nach IEC 1076-4-101
Missing information and dimensions per IEC 1076-4-101

Information: P2 Level 2 siehe Bestückungsplan/ see contact layout Anforderungsstufe 1 / class 1		Tolerances		Scale 2:1
All rights reserved. Only for information. To insure that this is the latest version of this drawing, please contact one of the ERNI companies before using.		Subject to modification without prior notice. Drawing will not be updated.		Designation
		www.ERNI.com		ERmet Messerleiste B ERmet Male Wide Type B
b	27.07.2006			114144
Index	Date	C:0058476.SZA		ERM B

Consider protection memos from DIN 34