


TXO-SW-H-5p-ST3

STRATUM III SMD TCXO
HCMOS

QuartzCom
the communications company

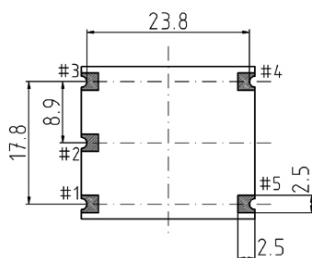
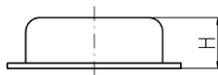
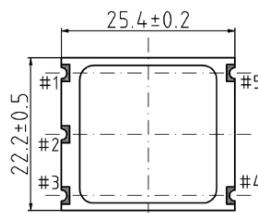


Features

- Applications: transmission, TDM networks, SDH, SONET, wireless communications, IEEE 1588v2, SyncE, STRATUM III, wireless backhaul, metro carrier Ethernet, femtocells, picocells
- Holdover stability: ± 0.37 ppm over 24 h
- Overall stability: ± 4.60 ppm including 20 years aging
- Output signal: HCMOS

Parameter	Specification	
Frequency range	10.0 ~ 100.0 MHz	
Standard frequencies	10.0, 12.80, 16.3840, 19.440, 20.0, 25.0, 26.0, 38.880 & 100.0 MHz	
Frequency stability:	$\leq \pm 4.60$ ppm	overall stability including 20 years aging
vs. temperature	$\leq \pm 0.28$ ppm	-40 ~ +85 °C
vs. aging	$\leq \pm 3.0$ ppm	20 years
Holdover stability ⁽¹⁾	$\leq \pm 0.37$ ppm	over 24 hours
Frequency tolerance ex. factory	$\leq \pm 0.50$ ppm	@ +25 °C
Supply voltage	+3.3 V or +5.0 V	± 5 %
Supply current	< 6 mA	
Output signal	HCMOS	
Output load	15 pF	± 5 %
Tri-state function	pin #2 high or open pin #2 low	pin #4 → oscillation pin #4 → high impedance
Phase noise @ 12.8 MHz carrier frequency	-145 dBc/Hz	@ 10 kHz
Operating temperature range	0 ~ +70 °C -40 ~ +85 °C	indoor use outdoor use
Storage temperature range	-55 ~ +125 °C	
Packaging units	tape & reel tape only	500 or 1'000 pieces < 500 pieces
Customer specifications on request		

⁽¹⁾ Including: frequency stability, vs temperature, supply change of ± 5 % and aging over 24 hours

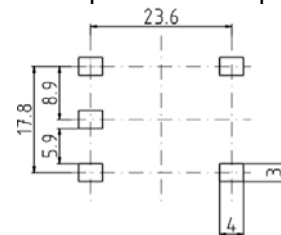


H ≤ 7.5 mm

Pin function

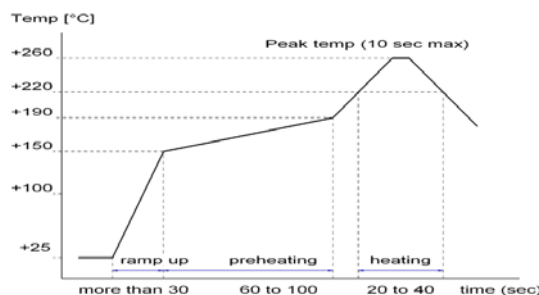
- # 1 not connected
- # 2 Tri-state or not connected
- # 3 Vdc
- # 4 Output
- # 5 GND

Example for solder pattern



Do not design any conductive path between the pattern

Example for IR reflow soldering temperature



2002/95/EC RoHS compliant

14 Dec. 10