

KR Electronics, Inc.

General Description

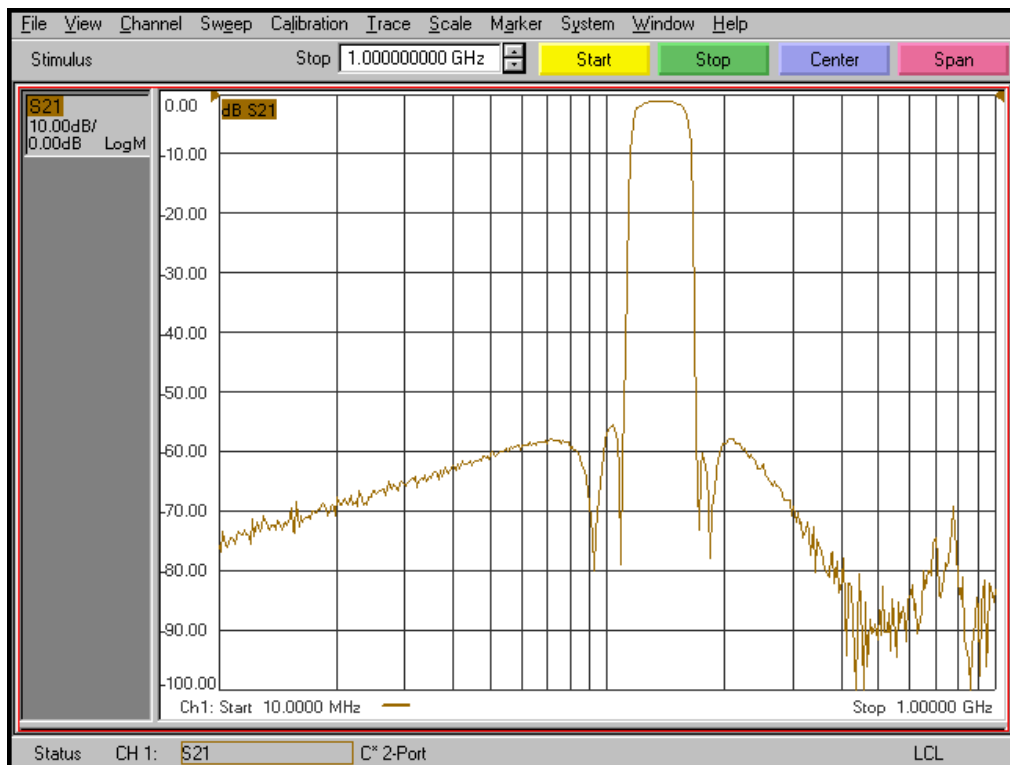
KR Electronics part number 3135-140-20 is a 140 MHz bandpass filter. The filter has a min 1 dB bandwidth of 20 MHz. Other frequencies are available. Please consult the factory.

Features

- 140 MHz Bandpass Filter
- 20 MHz min Bandwidth
- Sharp Elliptic Transition to Stopband
- 50 Ω Source and Load
- Surface Mount Package
- Also Available with SMA Connectors

Typical Performance

Overall Response (10 dB/div)

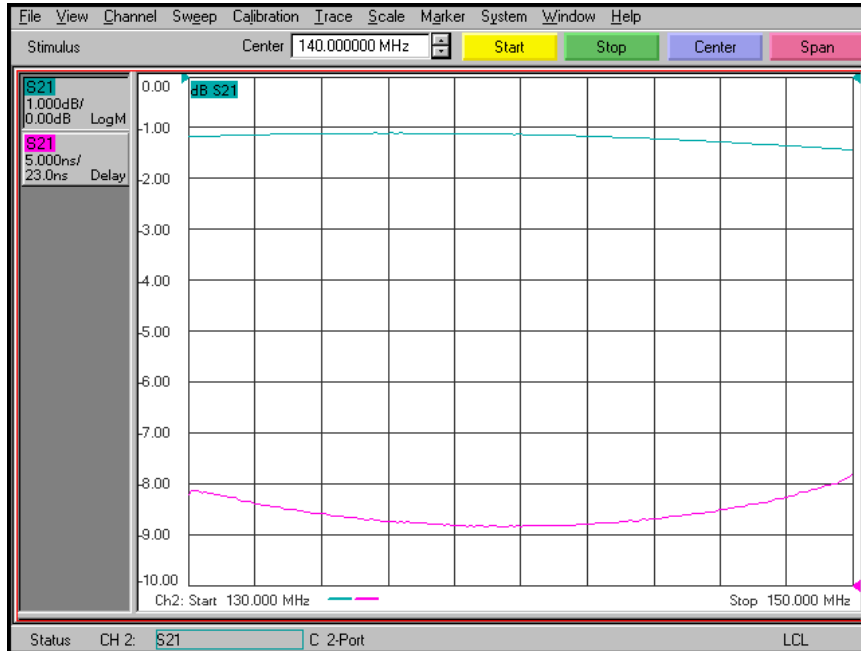


KR Electronics, Inc.
91 Avenel Street
Avenel, NJ 07001

Web www.krfilters.com
Email sales@krfilters.com
Phone (732) 636-1900
Fax (732) 636-1982

Typical Performance

Passband Amplitude & Group Delay
(1 dB/div & 5 nsec/div)



Overall Response
(10 dB/div)

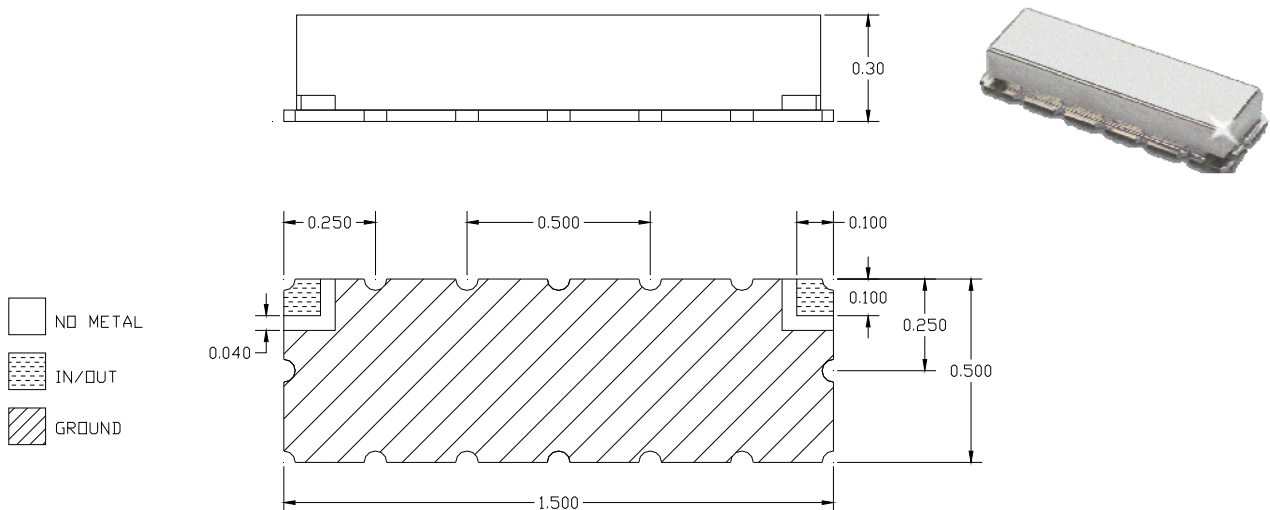


KR Electronics 3135-140-20

Specifications

Parameter	Specification	Notes
Filter type	Bandpass	
Center Frequency (Fc)	140 MHz	
Insertion Loss (at Fc)	2 dBa max	1 dBa typical
Attenuation at 130 MHz	1 dBc max	Relative to Insertion Loss at Fc
Attenuation at 140 MHz	1 dBc max	Relative to Insertion Loss at Fc
1 dBc Bandwidth	20 MHz min	36 MHz typical
45 dBc Bandwidth	60 MHz max	58 MHz typical
Source and Load	50 Ω	

Physical Dimensions



Notes:

1. Surface mount package — Metal cover open frame
2. Dimensions in inches
3. Maximum reflow temperature is 230° C for 10 sec maximum.
4. If boards are cleaned after installation, units must be completely dried.

KR Electronics, Inc.
91 Avenel Street
Avenel, NJ 07001

Web www.krfilters.com
Email sales@krfilters.com
Phone (732) 636-1900
Fax (732) 636-1982