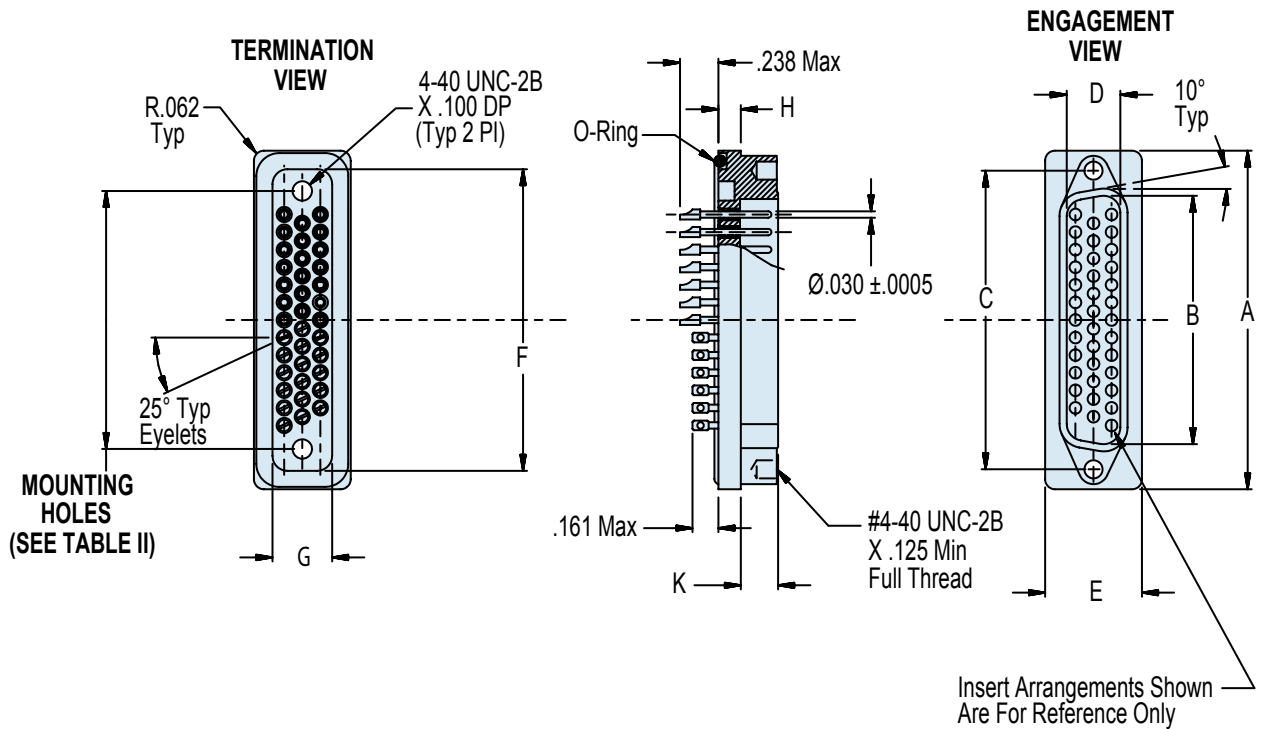
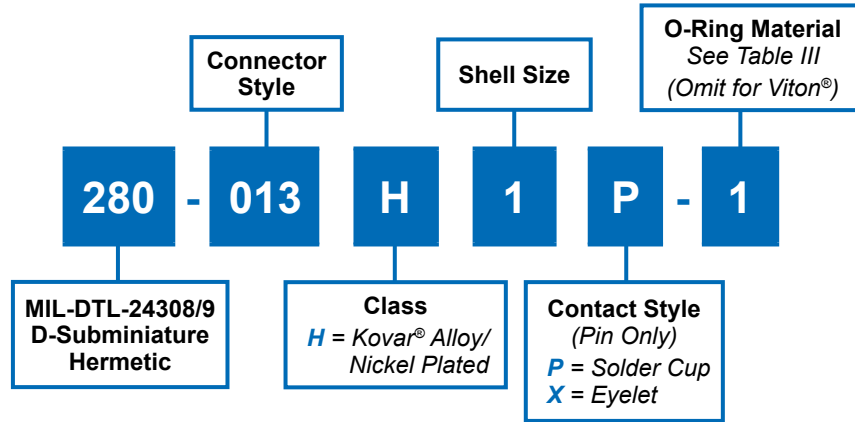




**280-013**  
**MIL-DTL-24308/9 Type Hermetic**  
**O-Ring Panel Sealing**  
**Glass-Sealed D-Subminiature High Density Connector**



**APPLICATION NOTES**

- To be identified with manufacturer's name, part number and date code, space permitting.
- Contact Style: Eyelet or solder cup (see part development).
- Material/Finish:  
 Shell: Kovar® alloy/nickel plated.  
 Insulators: Glass bead/N.A.  
 Contacts: Kovar® alloy/gold plated  
 O-Ring: Specify (see Table III)/N.A.
- Performance:  
 DWV - 500 VAC Pin-to-Shell  
 I.R. - 5,000 MegOhms Min @ 500 VDC  
 Hermeticity - <1 x 10<sup>scc</sup> He/sec @ 1x10<sup>-8</sup> atmosphere differential
- Glenair 280-013 will mate with any QPL MIL-DTL-24308/1, /2 and /23 receptacle of the same size and arrangement.
- Metric dimensions (mm) are indicated in parentheses.

Dimensions in Inches (millimeters) are subject to change without notice.

**280-013**  
**MIL-DTL-24308/9 Type Hermetic**  
**O-Ring Panel Sealing**  
**Glass-Sealed D-Subminiature High Density Connector**

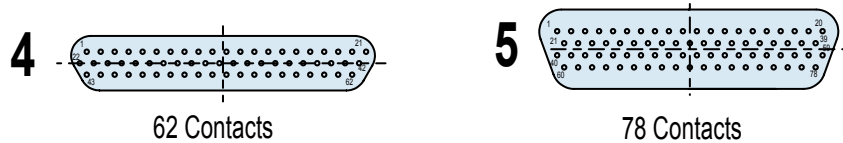
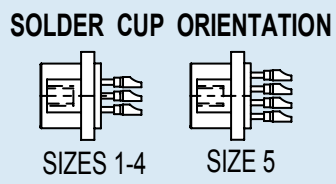
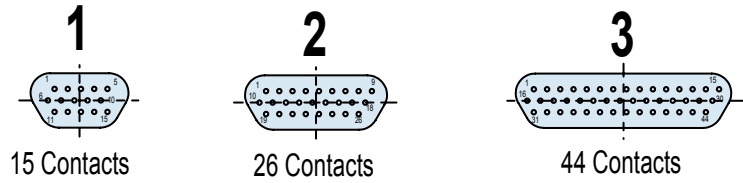


MIL-DTL-24308  
Type

**TABLE III: O-RING MATERIAL**

Dash Number	Material
None	Viton®
-1	Nitrile
-2	Fluorosilicone
-3	Silicone

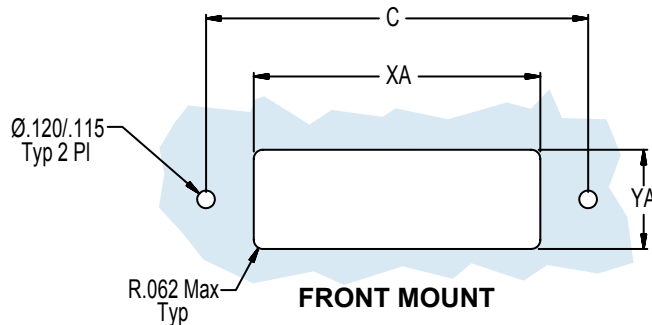
**CONTACT ARRANGEMENTS**



**TABLE I: CONNECTOR DIMENSIONS**

Shell Size	Dim A ± .015 (± 0.4)	Dim B ± .004 (± 0.1)	Dim C ± .005 (± 0.1)	Dim D ± .004 (± 0.1)	Dim E ± .010 (± 0.3)	Dim F ± .010 (± 0.3)	Dim G ± .010 (± 0.3)	Dim H ± .006 (± 0.2)	Dim K ± .010 (± 0.3)	O-Ring 2-
1	1.213 (30.8)	.667 (16.9)	.984 (25.0)	.330 (8.4)	.600 (15.2)	.874 (22.2)	.272 (6.9)	.155 (3.9)	.235 (6.0)	-017
2	1.541 (39.1)	.993 (25.2)	1.312 (33.3)	.330 (8.4)	.600 (15.2)	1.270 (32.3)	.372 (9.5)	.155 (3.9)	.235 (6.0)	-022
3	2.088 (53.0)	1.535 (39.0)	1.852 (47.0)	.330 (8.4)	.600 (15.2)	1.760 (44.7)	.372 (9.5)	.160 (4.1)	.230 (5.8)	-027
4	2.729 (69.3)	2.183 (55.4)	2.500 (63.5)	.330 (8.4)	.600 (15.2)	2.418 (61.4)	.372 (9.5)	.160 (4.1)	.230 (5.8)	-031
5	2.635 (66.9)	2.079 (52.8)	2.406 (61.1)	.441 (11.2)	.610 (15.5)	2.418 (61.4)	.372 (9.5)	.160 (4.1)	.230 (5.8)	-031

**RECOMMENDED PANEL CUTOUT  
SEE TABLE II**



**TABLE II: PANEL CUT-OUT**

Shell Size	Dim XA	Dim YA	Dim C
1	.500 (12.7)	.220 (5.6)	.674 (17.1)
2	.830 (21.1)	.220 (5.6)	1.070 (27.2)
3	1.375 (34.9)	.220 (5.6)	1.560 (39.6)
4	2.000 (50.8)	.220 (5.6)	2.150 (54.6)
5	1.850 (47.0)	.300 (7.6)	2.200 (55.9)

Dimensions in Inches (millimeters) are subject to change without notice.