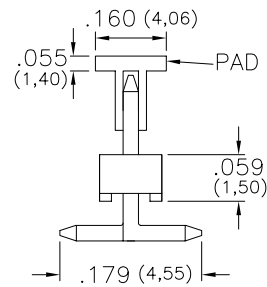
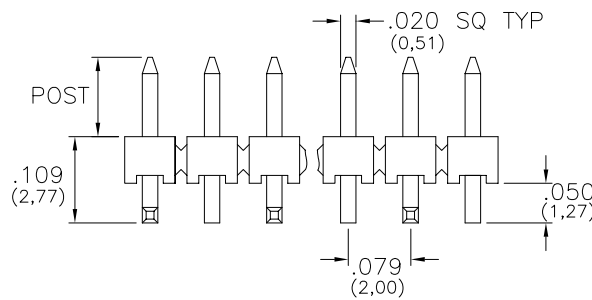
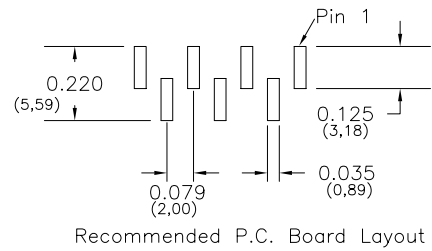
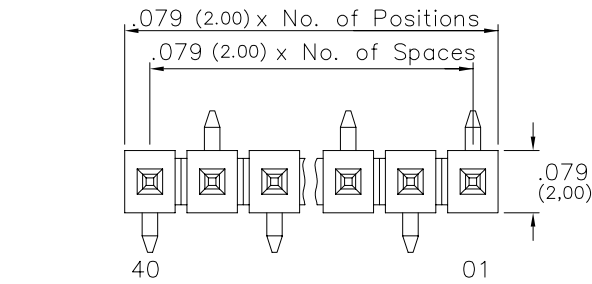


Major League Electronics .079 cl Terminal Strip Headers - Surface Mount - Vertical



Tails may be clipped to achieve desired pin length

Ordering Information

TSHSM-2 [XX] - S - [XX] - [XX] - V - [XX] - M - [XX] - [XX] - LF

Pins Per Row: 01 - 40
 Row Specification: S = Single Row
 Lead Free

Pin Options		
Post Height		
.065	1.65mm	01
.088	2.24mm	02
.126	3.20mm	04
.156	3.96mm	06
.230	5.84mm	16
.250	6.35mm	20
.289	7.34mm	21
.388	9.86mm	30
.408	10.36mm	34
.427	10.85mm	35
.447	11.35mm	36
.546	13.87mm	39
.565	14.35mm	40

Packing Information
 TR-P = Tape and Reel with Plastic Pick and Place pad
 TB-P = Tube with Plastic Pick and Place pad
 TB-0 = Tube without Pick and Place pad
 If left blank, packaging at MLE's discretion
 Pad may be metal, mylar or plastic

Footprint
 M = pin 1 right

Polarized Position
 Leave blank if not needed
 If required, specify empty pin position, e.g. 012 for Pin 12

Vertical

Plating Options	
H	30µ Gold on Contact Area / Matte Tin on Tail
T	Matte Tin All Over
GT	10µ Gold on Contact Area / Matte Tin on Tail
G	10µ Gold on Contact Area / Flash on Tail
F	Gold Flash over Entire Pin

Specifications

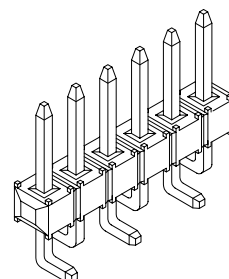
Current Rating: 3.0 Ampere
 Insulation Resistance: 1000MΩ Min.
 Dielectric Withstanding: 500V AC
 Contact Resistance: 20 mΩ Max.
 Operating Temperature: -40°C to + 105°C
 Max. Process Temperature:
 Peak: 260°C up to 10 secs.
 Process: 230°C up to 60 secs.
 Wave: 260°C up to 6 secs.
 Reflow: 260°C up to 10 secs.
 Manual Solder: 350°C up to 5 secs.

Materials

Contact Material: Phosphor Bronze
 Insulator Material: Nylon 6T
 Plating: Au or Sn over 50µ" (1.27) Ni

Mates with:

BCSS,
 BSSH,
 BSSHC,
 BSSQ,
 BSSQC,
 BSSQM,
 LSMBC,
 LSSHSM,
 SMBC,
 SSHQ,
 SSHQR,
 SSHR,
 SSHS,
 SSHSM,
 ULSMBC



Products cut to specific sizes are uncancellable/nonreturnable

Parts are subject to change without notice

TSHSM-2-SV-M SERIES

.079 cl Single Row - Surface Mount
 Terminal Strip Headers - Vertical

14 FEB 07

Scale
 NTS

UNLESS OTHERWISE SPECIFIED
 DIMENSIONS IN INCHES (MM)
 TOLERANCES ARE:

ONE PLACE DECIMALS ±.100
 TWO PLACE DECIMALS ±.010
 THREE PLACE DECIMALS ±.005
 FOUR PLACE DECIMALS ±.0020
 ANGLES
 ±5°



4235 Earnings Way, New Albany, Indiana, 47150, USA
 1-800-782-3486 (USA/Canada/Mexico)

Tel: 812-944-7244
 Fax: 812-944-7268

E-mail: mle@mlelectronics.com
 Web: www.mlelectronics.com

Edition
 1

Sheet
 1/1