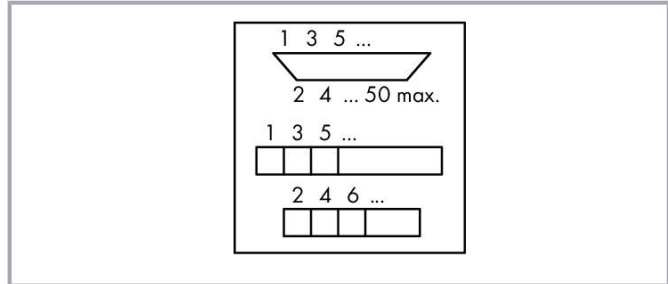



**Data sheet | Item number: 289-440**

Interface module; with solder pin; Male connector; 9-pole; for mating connectors with IDC; Vertical mounting; PCB terminal blocks, double-row; with mounting feet; 2,50 mm<sup>2</sup>

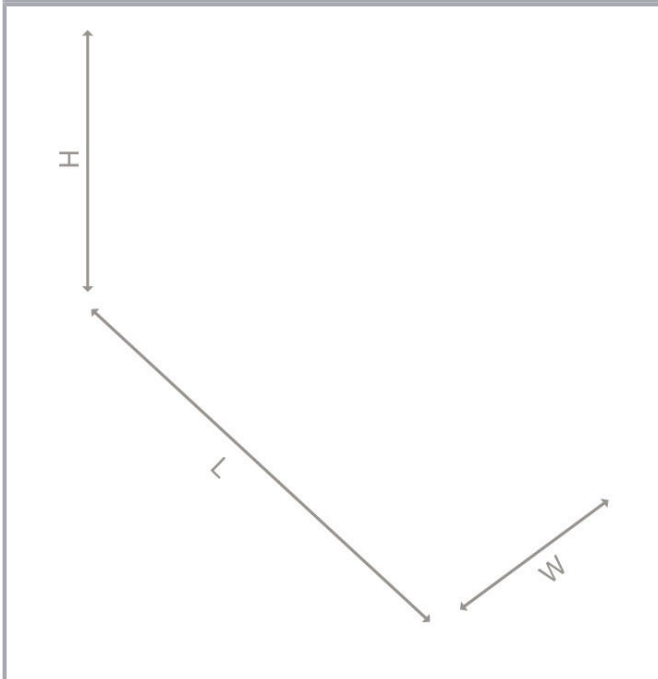


[www.wago.com/289-440](http://www.wago.com/289-440)



**i** Picture differs from the item.

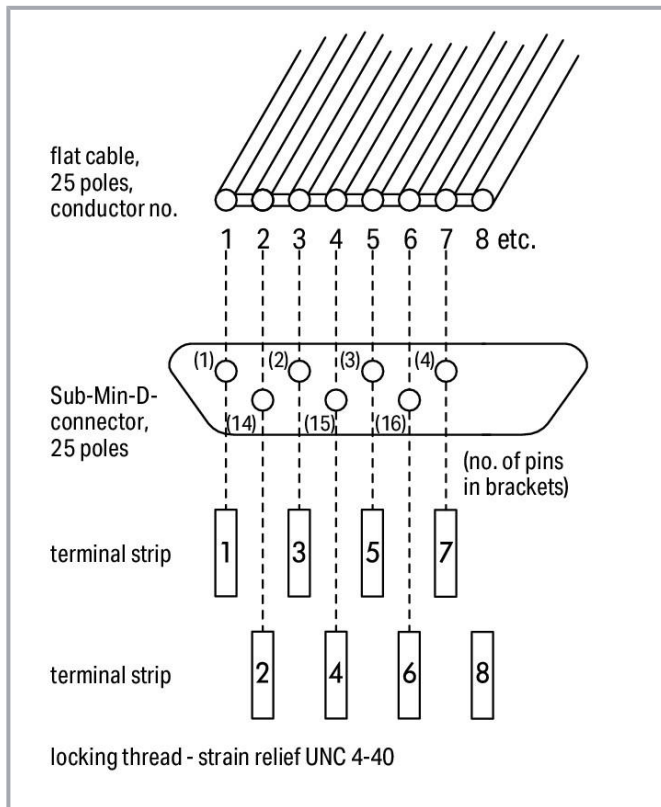
Similar to picture



Subject to changes. Please also observe the further product documentation!

WAGO GmbH & Co. KG  
Hansastr. 27  
32423 Minden  
Phone: +49571 887-0 | Fax: +49571 887-169  
Email: [info.de@wago.com](mailto:info.de@wago.com) | Web: [www.wago.com](http://www.wago.com)

Do you have any questions about our products?  
We are always happy to take your call at +49 (571) 887-44222.



## Data

### Electrical data

Operating voltage	≤30 VAC; ≤50 VDC
Nominal current	1 A
Contact resistance (max.)	30 mΩ

### Safety and protection

Rated voltage	50 V
Rated surge voltage	0.8 kV
Pollution degree	2
Protection type	IP00*
Note on protection type	<b>Notice!</b> Live parts can be easily touched! Protection against direct contact must be provided by the equipment manufacturer, e.g., using a WAGO 709 Series Cover (see "Accessories") or a similar cover. The installation guidelines must be observed for each individual application.

Subject to changes. Please also observe the further product documentation!



## Connection data

Pole No.	9
Connection type (1)	System
Pluggable connectors	D-sub male connector
For mating connector	with IDC
Mating direction	vertical
Connection type 2	Field
Pole number 2	9
Design 2	PCB terminal blocks (double-row)
Connection technology 2	CAGE CLAMP®
WAGO Connector 2	WAGO 236 Series
Solid conductor 2	0.08 ... 2.5 mm <sup>2</sup> / 28 ... 12 AWG
Fine-stranded conductor 2	0.08 ... 2.5 mm <sup>2</sup> / 28 ... 12 AWG
Strip length 2	5 ... 6 mm / 0.2 ... 0.24 inch
Note (conductor cross-section)	12 AWG: THHN, THWN
Performance level	2 / 200 mating cycles
Strain relief	UNC 4-40 stud bolt

## Physical data

Width	38 mm / 1.496 inch
Height	63.5 mm / 2.5 inch
Depth from upper edge of DIN-rail	19 mm / 0.748 inch

## Mechanical data

Mounting type	DIN-35 rail
Housing design	PCB with mounting feet

## Material data

Contact material (connector)	Au over Ni
Fire load	0.054 MJ
Weight	24.7 g

## Environmental requirements

Surrounding air temperature (operation)	-20 ... 50 °C
Surrounding air temperature (storage)	-40 ... 70 °C
Relative humidity	85% (non-condensing)


Subject to changes. Please also observe the further product documentation!

## Commercial data



Product Group	6 (Interface Electronics)
PU (SPU)	40 (1) Stück
Packaging type	box
Country of origin	DE
GTIN	4045454367091
Customs tariff number	85366990990

## Optional accessories

### Tool

Operating tool		
	<b>Item no.: 210-720</b> Operating tool; Blade: 3.5 x 0.5 mm; with a partially insulated shaft; multicoloured	<a href="http://www.wago.com/210-720">www.wago.com/210-720</a>

### Mounting

Mounting accessories		
	<b>Item no.: 709-153</b> Cover; Type 1; suitable for cover carrier, type 1; 1 m long; transparent	<a href="http://www.wago.com/709-153">www.wago.com/709-153</a>
	<b>Item no.: 709-167</b> Cover carrier; Type 1; incl. fixing/retaining screws and knurled nut; suitable for 279 to 282 and 880 Series rail-mounted terminal blocks; suitable for 264 Series miniature rail-mounted terminal blocks; suitable for 270 Series sensor and actuator terminal blocks; gray	<a href="http://www.wago.com/709-167">www.wago.com/709-167</a>

## Downloads

### Documentation

#### Bid Text

289-440	2015. 2. 6.	doc	Download
doc - Datei		26.6 kB	

#### Instruction Leaflet

		pdf	Download
		1.3 MB	

#### Additional Information

Disposal; Electrical and electronic equipment, Packaging	V 1.0.0	pdf	Download
		265.8 kB	

Subject to changes. Please also observe the further product documentation!

## CAD/CAE-Data

### CAE data

EPLAN Data Portal 289-440	<a href="#">URL</a>	<a href="#">Download</a>
ZUKEN Portal 289-440	<a href="#">URL</a>	<a href="#">Download</a>
WSCAD Universe 289-440	<a href="#">URL</a>	<a href="#">Download</a>

### CAD data

2D/3D Models 289-440	<a href="#">URL</a>	<a href="#">Download</a>
----------------------	---------------------	--------------------------


## Environmental Product Compliance

### Compliance Search


Environmental Product Compliance 289-440	<a href="#">URL</a>	<a href="#">Download</a>
Interface module; with solder pin; Male connector; 9-pole; for mating connectors with IDC; Vertical mounting; PCB terminal blocks, double-row; with mounting feet; 2,50 mm <sup>2</sup>		

## Installation Notes

### Inserting a conductor



Conductor termination – screwdriver actuation parallel to conductor entry



Conductor termination – screwdriver actuation perpendicular to conductor entry

Subject to changes. Please also observe the further product documentation!