



## Feature

- 200W peak pulse power per line ( $t_p = 8/20\mu s$ )
- SOD-523 package
- Replacement for MLV(0603)
- Unidirectional configurations
- Response Time is Typically  $< 1$  ns
- ESD protection  $> 40$  kV
- Low clamping voltage
- RoHS compliant
- Transient protection for data lines to IEC 61000-4-2(ESD)  $\pm 15$ KV(air),  $\pm 8$ KV(contact); IEC 61000-4-4 (EFT) 40A (5/50ns)



## Applications


- Cellular phones
- Portable devices
- Digital cameras
- Power supplies

## Electrical characteristics per line@25°C(unless otherwise specified)

Parameter	Symbol	Conditions	Min.	Typ.	Max.	Units
Reverse stand-off voltage	$V_{RWM}$				5	V
Reverse Breakdown voltage	$V_{BR}$	$I_t = 1mA$	6.2			V
Reverse Leakage Current	$I_R$	$V_{RWM} = 5V$ $T=25^\circ C$			0.05	$\mu A$
Clamping Voltage	$V_C$	$I_{PP} = 5A$ $t_p = 8/20\mu s$			9.8	V
Clamping Voltage	$V_C$	$I_{PP}=9.4A$ $t_p = 8/20\mu s$			12.0	V
Junction Capacitance	$C_j$	$V_R=0V$ $f = 1MHz$		100		pF

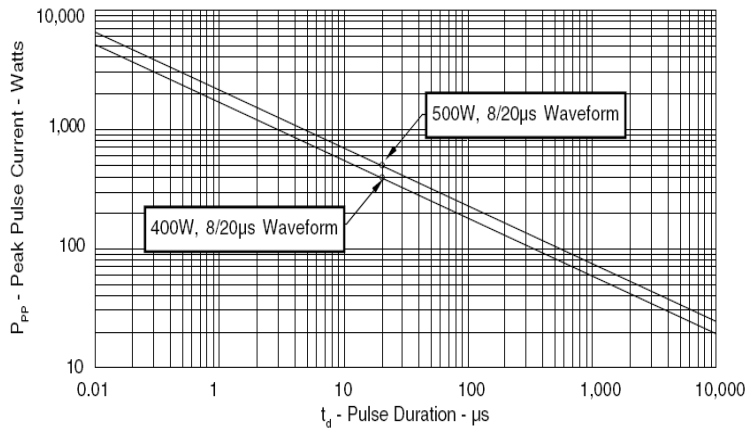
## Absolute maximum rating @25°C

Rating	Symbol	Value	Units
Unidirectional Peak Pulse Power ( $t_p=8/20\mu s$ )	$P_{pp}$	200	W
Operating Temperature	$T_J$	-55 to +150	$^\circ C$
Storage Temperature	$T_{STG}$	-55 to +150	$^\circ C$

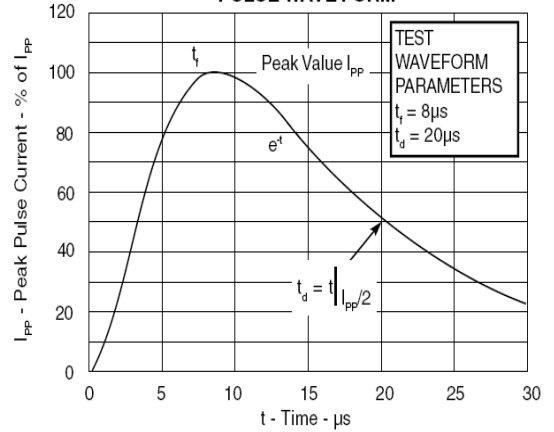


### Typical Characteristics

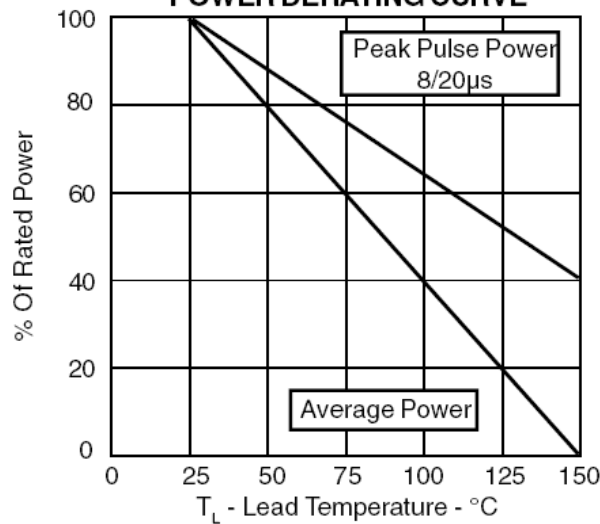
**FIGURE 1**  
**PEAK PULSE POWER VS PULSE TIME**




**FIGURE 2**  
**PULSE WAVE FORM**

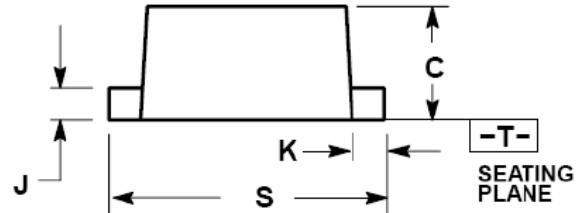
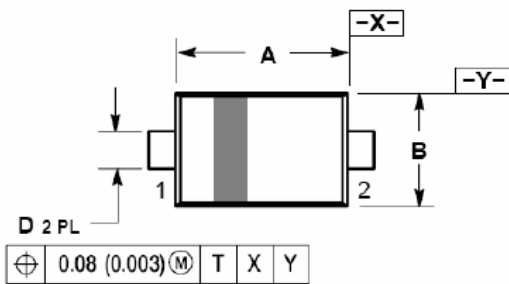


**FIGURE 3**  
**POWER DERATING CURVE**





**Product dimension and pad size**



Dim	Millimeters			INCHES		
	MIN	NOM	MAX	MIN	NOM	MAX
A	1.10	1.20	1.30	0.043	0.047	0.051
B	0.70	0.80	0.90	0.028	0.032	0.035
C	0.50	0.60	0.70	0.020	0.024	0.028
D	0.25	0.30	0.35	0.010	0.012	0.014
J	0.07	0.14	0.20	0.0028	0.0055	0.0079
K	0.15	0.20	0.25	0.006	0.008	0.010
S	1.50	1.60	1.70	0.059	0.063	0.067

**Revision History**

Revision	Date	Changes
1.0	2008-7-3	-