



**Technical Data Sheet**

**Mini Top Views LEDs**

**65-11/T2C-FV1W2E/2T**

**Features**

- White SMT package.
- Optical indicator.
- Wide viewing angle.
- Soldering methods: IR reflow soldering.
- Available on tape and reel.
- ESD protection
- Pb-free
- The product itself will remain within RoHS compliant version.



**Descriptions**

- The 65-11 series is available in soft orange, green, blue, and yellow. Due to the package design, the LED has wide viewing angle and optimized light coupling by inter reflector. This feature makes the LED ideal for light pipe application.

**Applications**

- Optical indicators.
- Coupling into light guides.
- Backlighting (LCD, cellular phones, switches, keys, displays, illuminated advertising, general lighting).
- Coupling into light guides.

**Device Selection Guide**

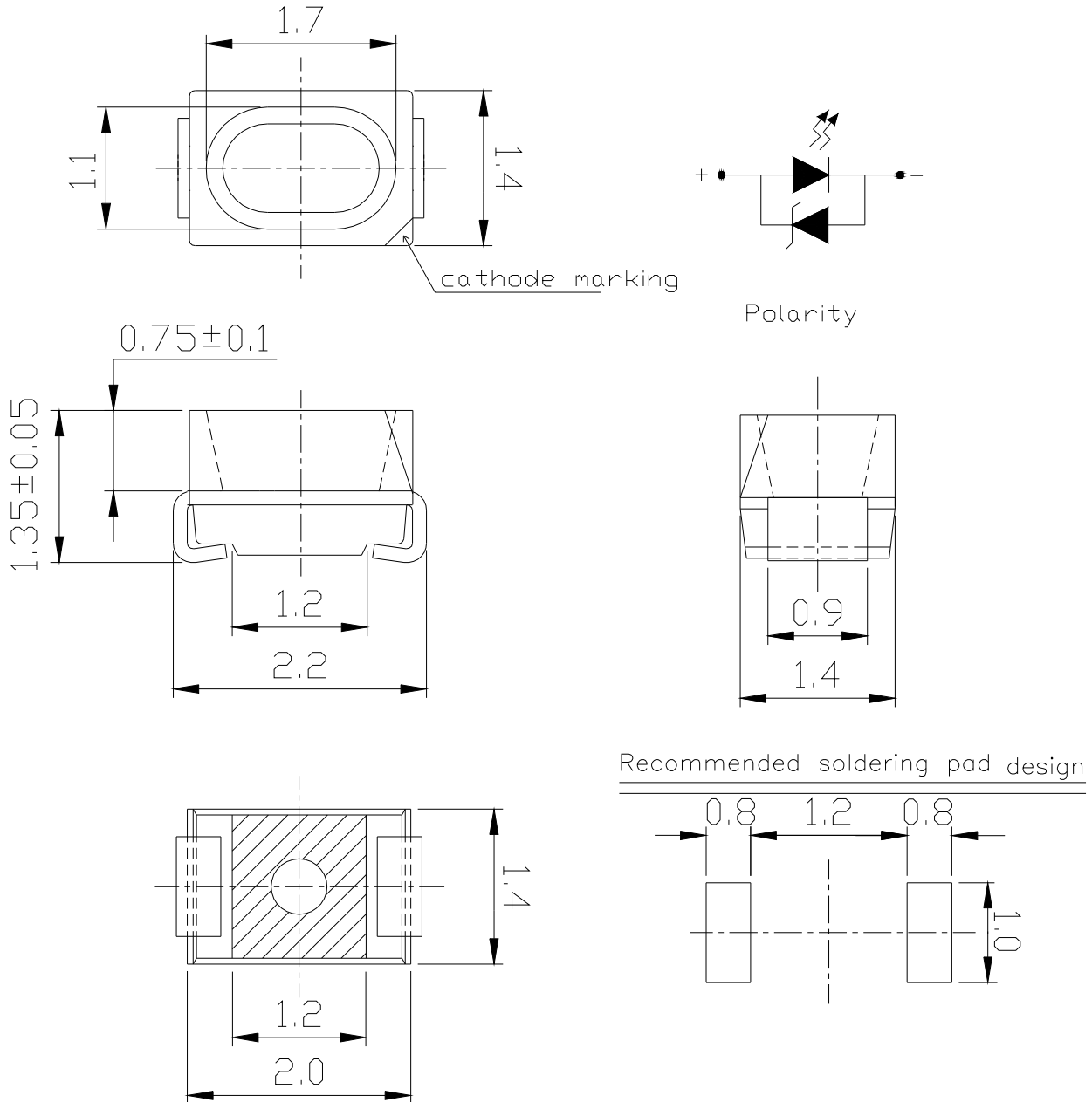
Chip	Emitted Color	Resin Color
Material		
InGaN	Pure White	Water Clear

**Technical Data Sheet**

**Mini Top Views LEDs**

**65-11/T2C-FV1W2E/2T**

**Package Dimensions**



**Note:** The tolerances unless mentioned is ±0.1mm ,Unit = mm

**Technical Data Sheet**
**Mini Top Views LEDs**
**65-11/T2C-FV1W2E/2T**
**Absolute Maximum Ratings (Ta=25 )**

Parameter	Symbol	Rating	Unit
Reverse Voltage	$V_R$	5	V
Forward Current	$I_F$	30	mA
Peak Forward Current (Duty 1/10 @1KHz)	$I_{FP}$	100	mA
Power Dissipation	$P_d$	110	mW
Electrostatic Discharge(HBM)	ESD	2000	V
Operating Temperature	$T_{opr}$	-40 ~ +85	
Storage Temperature	$T_{stg}$	-40 ~ +90	
Soldering Temperature	$T_{sol}$	Reflow Soldering : 260 for 10 sec. Hand Soldering : 350 for 3 sec.	

**Electro-Optical Characteristics (Ta=25 )**

Parameter	Symbol	Min.	Typ.	Max.	Units	Condition
Luminous Intensity	$I_v$	715	-----	1800	mcd	$I_F=20mA$
Viewing Angle	2θ1/2	-----	120	-----	deg	$I_F=20mA$
Forward Voltage	$V_F$	2.75	-----	3.65	V	$I_F=20mA$

**Notes:**

- 1.Tolerance of Luminous Intensity  $\pm 11\%$
- 2.Tolerance of Forward Voltage  $\pm 0.1V$

## Technical Data Sheet

## Mini Top Views LEDs

65-11/T2C-FV1W2E/2T

## Bin Range of Luminous Intensity

Bin Code	Min.	Max.	Unit	Condition
V1	715	900	mcd	I <sub>F</sub> =20mA
V2	900	1120		
W1	1120	1420		
W2	1420	1800		

## Bin Range of Forward Voltage

Group	Bin Code	Min.	Max.	Unit	Condition
E	5	2.75	3.05	V	I <sub>F</sub> =20mA
	6	3.05	3.35		
	7	3.35	3.65		

## Notes:

- 1.Tolerance of Luminous Intensity  $\pm 11\%$
- 2.Tolerance of Forward Voltage  $\pm 0.1V$



Technical Data Sheet

Mini Top Views LEDs

65-11/T2C-FV1W2E/2T

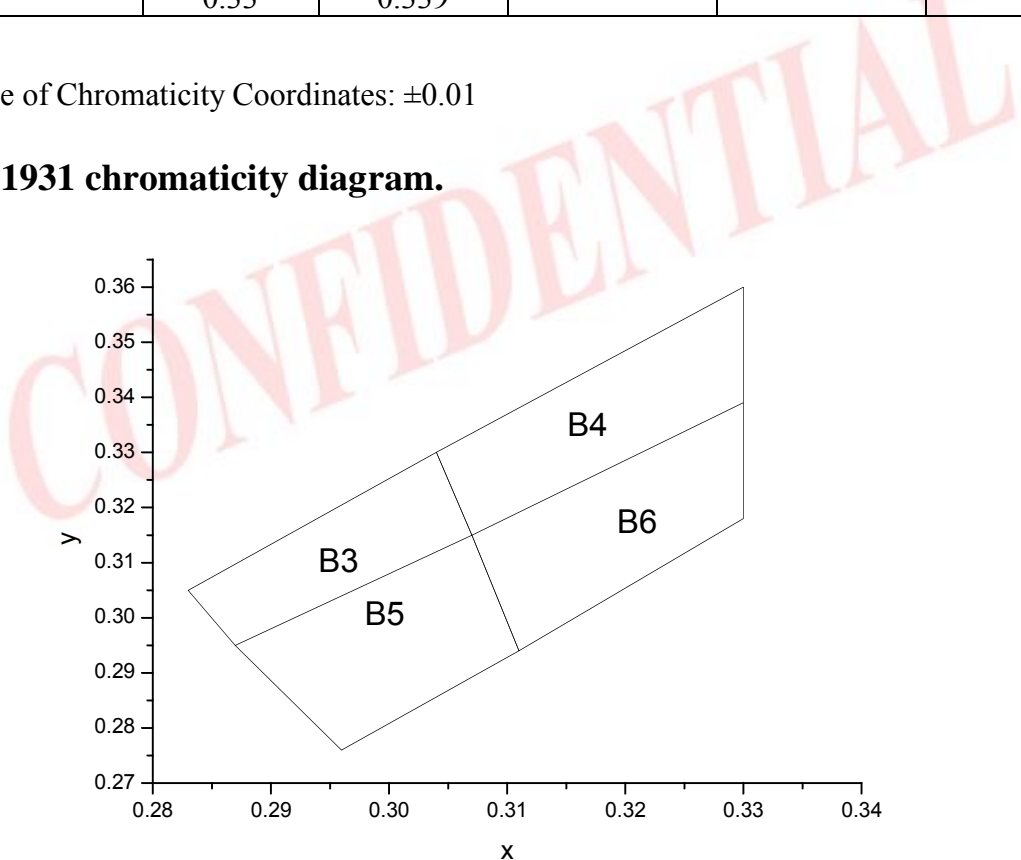
Bin Range of Chromaticity Coordinates

Group	Bin Code	CIE_x	CIE_y	Bin Code	CIE_x	CIE_y
F	B3	0.287	0.295	B5	0.296	0.276
		0.283	0.305		0.287	0.295
		0.304	0.330		0.307	0.315
		0.307	0.315		0.311	0.294
	B4	0.307	0.315	B6	0.311	0.294
		0.304	0.33		0.307	0.315
		0.33	0.36		0.330	0.339
		0.33	0.339		0.330	0.318

Note:

Tolerance of Chromaticity Coordinates: ±0.01

The C.I.E. 1931 chromaticity diagram.



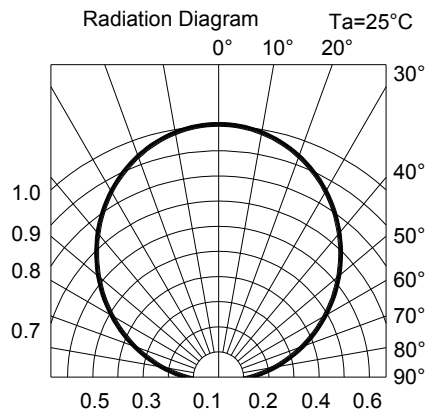
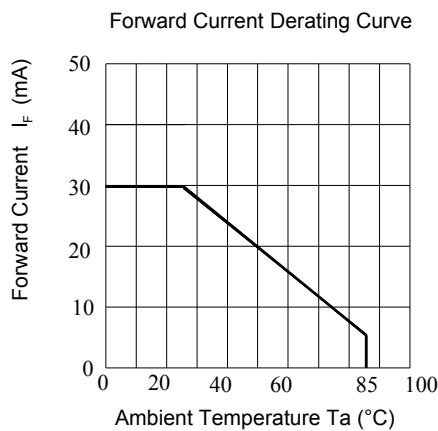
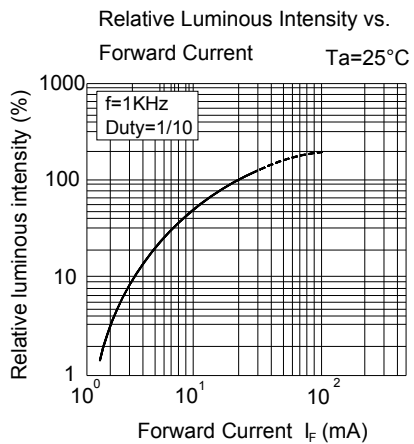
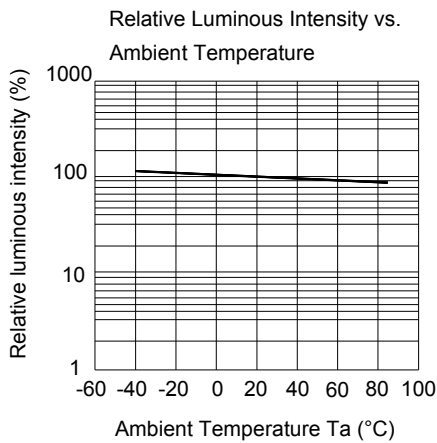
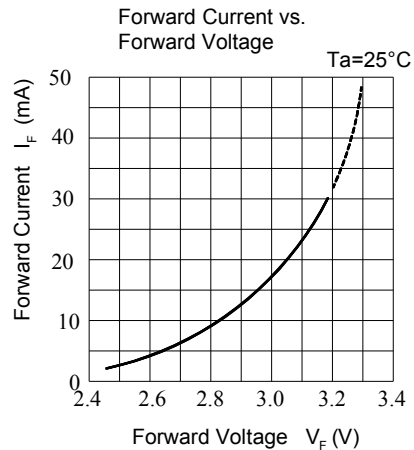
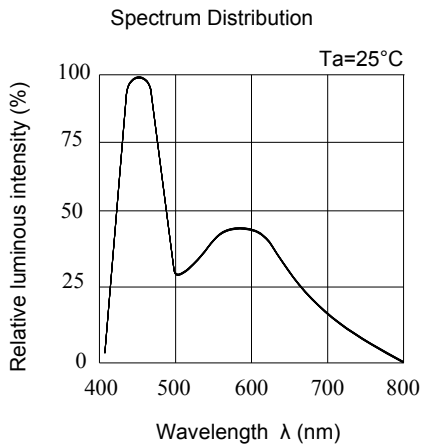


Technical Data Sheet

Mini Top Views LEDs

65-11/T2C-FV1W2E/2T

Typical Electro-Optical Characteristics Curves





Technical Data Sheet

Mini Top Views LEDs


65-11/T2C-FV1W2E/2T

Label Explanation

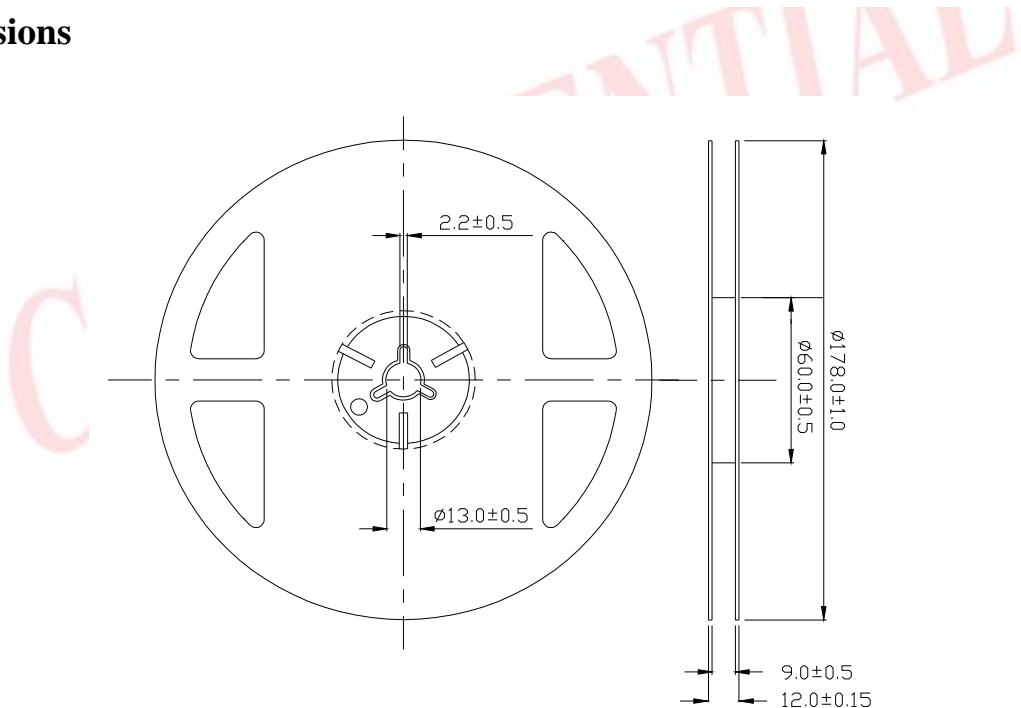
CAT: Luminous Intensity Rank

HUE: Chromaticity Coordinates

REF: Forward Voltage Rank



Reel Dimensions



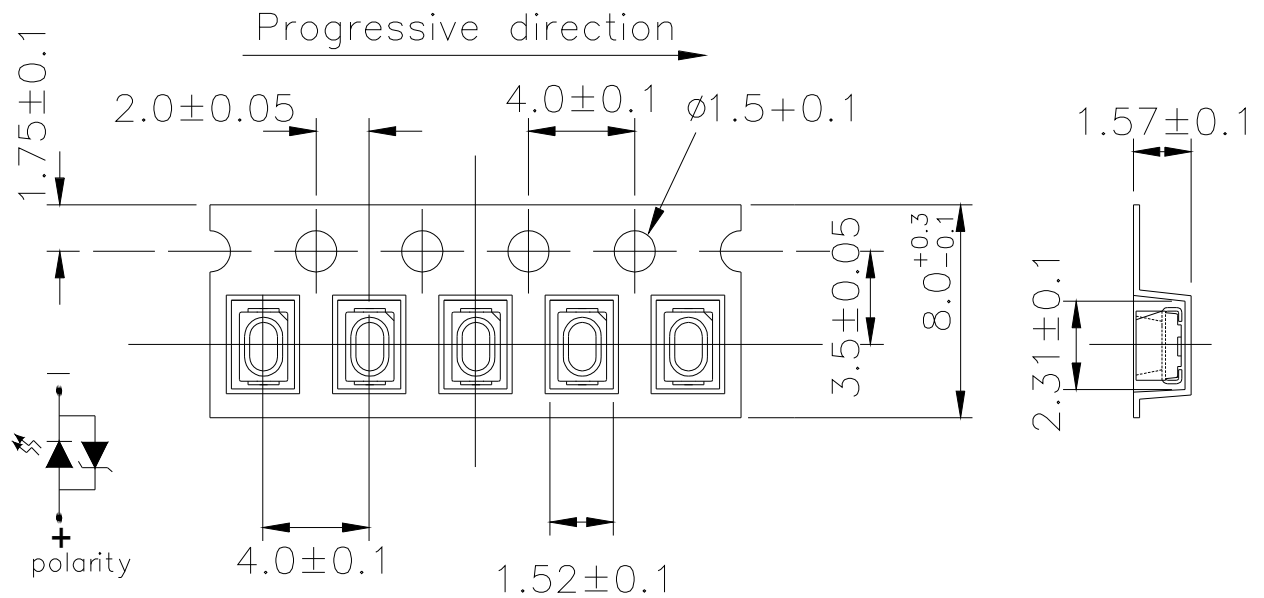
Note: The tolerances unless mentioned is ±0.1mm ,Unit = mm

**Technical Data Sheet**

**Mini Top Views LEDs**

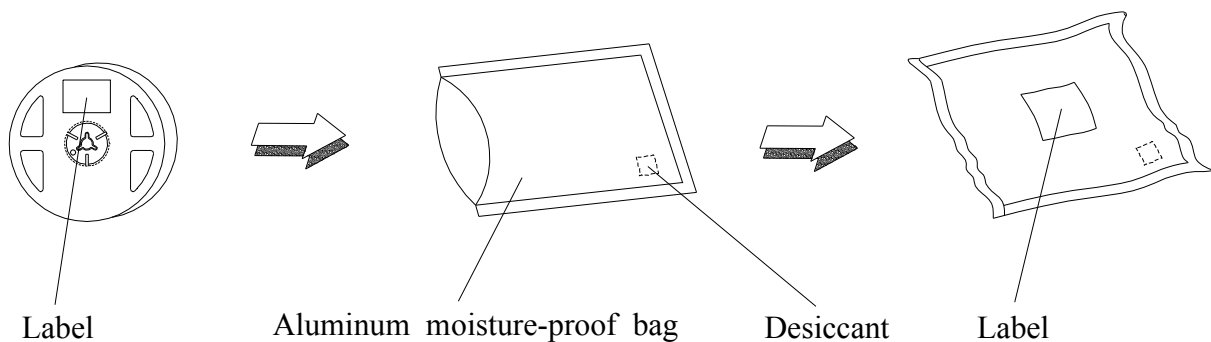
**65-11/T2C-FV1W2E/2T**

**Carrier Tape Dimensions: Loaded Quantity 2000 pcs Per Reel.**



**Note:** The tolerances unless mentioned is ±0.1mm ,Unit = mm

**Moisture Resistant Packaging**





## Technical Data Sheet

## Mini Top Views LEDs

65-11/T2C-FV1W2E/2T**Reliability Test Items And Conditions**

The reliability of products shall be satisfied with items listed below.

Confidence level : 90%

LTPD : 10%

No.	Items	Test Condition	Test Hours/Cycles	Sample Size	Ac/Re
1	Reflow Soldering	Temp. : 260 ±5 Min. 5sec.	6 min	22 PCS.	0/1
2	Temperature Cycle	H : +100 15min ↓ 5 min L : -40 15min	300 Cycles	22 PCS.	0/1
3	Thermal Shock	H : +100 5min ↓ 10 sec L : -10 5min	300 Cycles	22 PCS.	0/1
4	High Temperature Storage	Temp. : 100	1000 Hrs.	22 PCS.	0/1
5	Low Temperature Storage	Temp. : -40	1000 Hrs.	22 PCS.	0/1
6	DC Operating Life	I <sub>F</sub> = 20 mA / 25	1000 Hrs.	22 PCS.	0/1
7	High Temperature / High Humidity	85 / 85%RH	1000 Hrs.	22 PCS.	0/1

## Technical Data Sheet

### Mini Top Views LEDs

**65-11/T2C-FV1W2E/2T**

#### Precautions For Use

##### 1. Over-current-proof

Customer must apply resistors for protection, otherwise slight voltage shift will cause big current change ( Burn out will happen ).

##### 2. Storage

2.1 Do not open moisture proof bag before the products are ready to use.

2.2 Before opening the package: The LEDs should be kept at 30 °C or less and 90%RH or less.

2.3 After opening the package: The LED's floor life is 1 year under 30 °C or less and 60% RH or less.

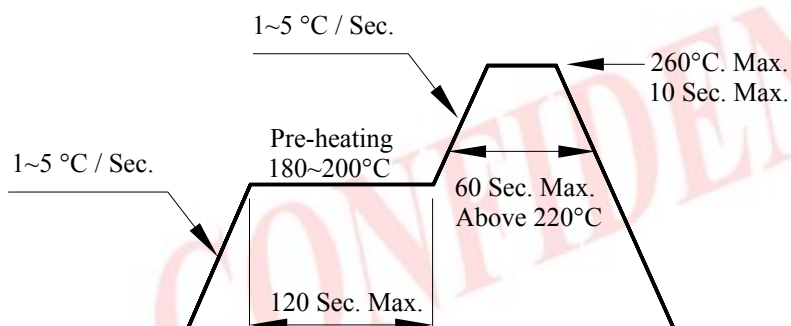
If unused LEDs remain, it should be stored in moisture proof packages.

2.4 If the moisture absorbent material (silica gel) has faded away or the LEDs have exceeded the storage time, baking treatment should be performed using the following conditions.

Baking treatment : 60±5 °C for 24 hours.

##### 3. Soldering Condition

##### 3.1 Pb-free solder temperature profile



3.2 Reflow soldering should not be done more than two times.

3.3 When soldering, do not put stress on the LEDs during heating.

3.4 After soldering, do not warp the circuit board.

##### 4. Soldering Iron

Each terminal is to go to the tip of soldering iron temperature less than 350 °C for 3 seconds within once in less than the soldering iron capacity 25W. Leave two seconds and more intervals, and do soldering of each terminal. Be careful because the damage of the product is often started at the time of the hand solder.



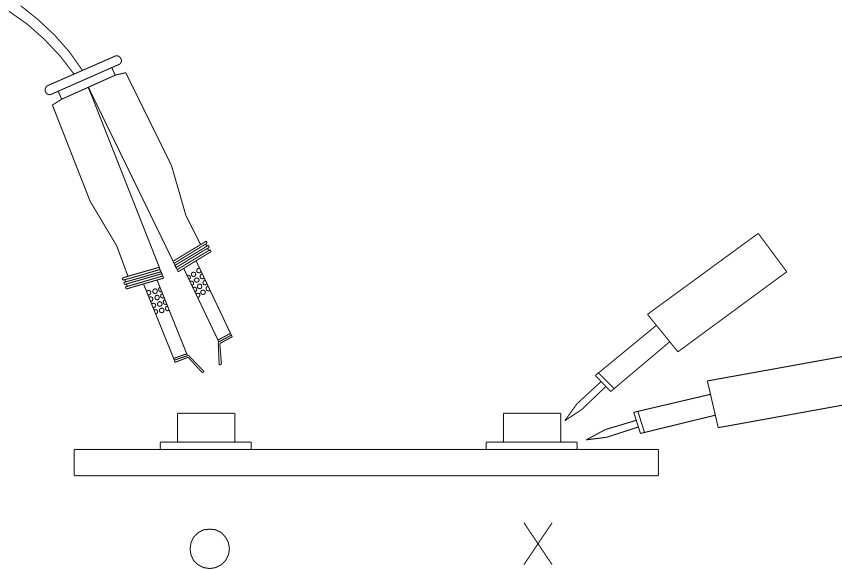
**Technical Data Sheet**

**Mini Top Views LEDs**

**65-11/T2C-FV1W2E/2T**

5.Repairing

Repair should not be done after the LEDs have been soldered. When repairing is unavoidable, a double-head soldering iron should be used (as below figure). It should be confirmed beforehand whether the characteristics of the LEDs will or will not be damaged by repairing.



CONFIDENTIAL

**EVERLIGHT ELECTRONICS CO., LTD.**  
Office: No 25, Lane 76, Sec 3, Chung Yang Rd,  
Tucheng, Taipei 236, Taiwan, R.O.C

Tel: 886-2-2267-2000, 2267-9936  
Fax: 886-2267-6244, 2267-6189, 2267-6306  
<http://www.everlight.com>