



SPDT PIN Diode Switch Operating From 500 MHz to 40 GHz
 Up to 0.1 Watts (+20 dBm) and Field Replaceable 2.92mm

PIN Diode Switches Technical Data Sheet

PE71S6226

Features

- SPDT Reflective Switch
- 0.5 GHz to 40.0 GHz
- Insertion Loss 5.5 dB typ
- Isolation 55 dB min
- Power Input 20 dBm CW max
- Switching Speed 50 nsec max

Applications

- Test & Measurement
- Military Communication
- Commercial Communication

Description

The PE71S6226 is a Single Pole Single Throw (SPST) Reflective PIN Diode Switch that operates from 0.5 to 40 GHz. Performance includes 5.5 dB typ insertion loss, 55 dB min Isolation, and 50 nsec max switching speed. The design incorporates TTL-compatible driver circuitry for accurate logic control. Operational temperature range is -40°C to +85°C and dual voltage controls of +5 VDC and -5 VDC are required. The rugged package design is compact, features field replaceable female 2.92mm connectors, and is designed to meet MIL-STD 202F environmental test conditions which include humidity, shock, vibration, altitude, and temperature cycle.

Electrical Specifications

Description	Minimum	Typical	Maximum	Units
Frequency Range	0.5		40	GHz
Impedance		50		Ohms
Insertion Loss		5.5		dB
Isolation	55			dB
Switching Time			50	ns
Input Power (CW)			0.1	Watts
Input Power (Peak) @ 1 us			30	Watts
Survival Power			1	Watts
Positive Operating Voltage		5		Vdc
Negative Operating Voltage		-5		Vdc
Current @ 5 Vdc		200		mA
Current @ -5 Vdc		100		mA
Operating Temperature	-40		+85	deg C

Click the following link (or enter part number in "SEARCH" on website) to obtain additional part information including price, inventory and certifications: [SPDT PIN Diode Switch Operating From 500 MHz to 40 GHz Up to 0.1 Watts \(+20 dBm\) and Field Replaceable 2.92mm PE71S6226](#)



SPDT PIN Diode Switch Operating From 500 MHz to 40 GHz
Up to 0.1 Watts (+20 dBm) and Field Replaceable 2.92mm

PIN Diode Switches Technical Data Sheet

PE71S6226

Mechanical Specifications

Size

Length	1 in [25.4 mm]
Width	1 in [25.4 mm]
Height	0.5 in [12.7 mm]
Weight	0.062 lbs [28.12 g]
Finish	Blue Paint

Configuration

Design	Reflective, SPDT
RF Connector	2.92mm Female
RF Connector Option	Field Replaceable
TTL Control Connector	Solder Pin

Environmental Specifications

Temperature

Operating Range	-40 to +85 deg C
Storage Range	-55 to +125 deg C

Humidity	MIL-STD-202F, Method 103B, Condition B
Shock	MIL-STD-202F, Method 213B, Condition B
Vibration	MIL-STD-202F, Method 204D, Condition B
Altitude	MIL-STD-202F, Method 105C, Condition B
Temperature Cycling	MIL-STD-202F, Method 107D, Condition A
ESD Sensitivity	ESD Sensitive Material, Transport material in Approved ESD bags. Handle only in ESD Workstation.



Compliance Certifications (visit www.Pasternack.com for current document)

Not RoHS Compliant	
REACH Compliant	12/17/2015

Plotted and Other Data

Notes:

Click the following link (or enter part number in "SEARCH" on website) to obtain additional part information including price, inventory and certifications: [SPDT PIN Diode Switch Operating From 500 MHz to 40 GHz Up to 0.1 Watts \(+20 dBm\) and Field Replaceable 2.92mm PE71S6226](#)





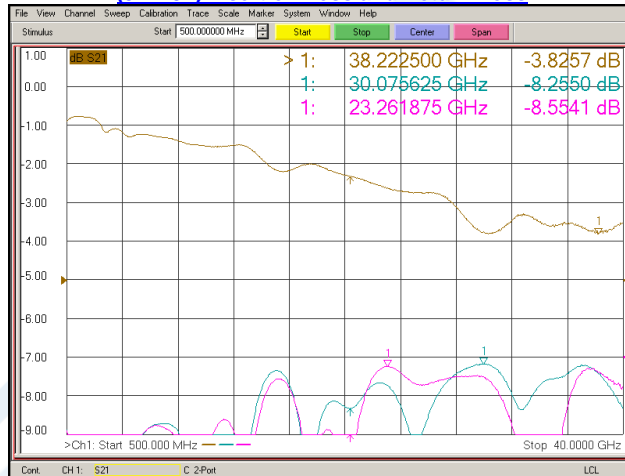
SPDT PIN Diode Switch Operating From 500 MHz to 40 GHz
Up to 0.1 Watts (+20 dBm) and Field Replaceable 2.92mm

PIN Diode Switches Technical Data Sheet

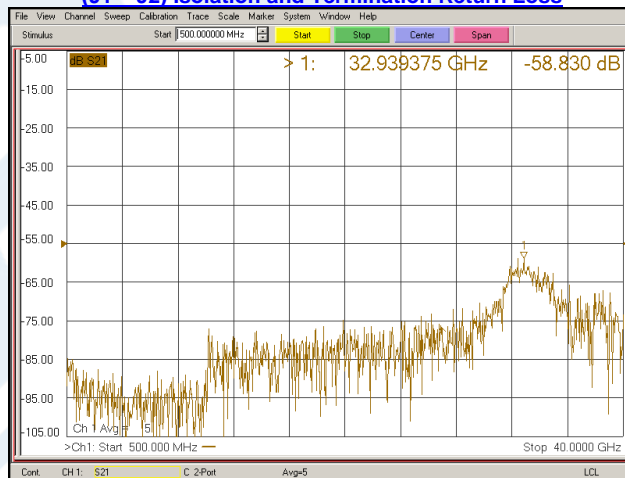
PE71S6226

Typical Performance Data

(J1 – J2) Insertion Loss and Return Loss



(J1 – J2) Isolation and Termination Return Loss



Click the following link (or enter part number in "SEARCH" on website) to obtain additional part information including price, inventory and certifications: [SPDT PIN Diode Switch Operating From 500 MHz to 40 GHz Up to 0.1 Watts \(+20 dBm\) and Field Replaceable 2.92mm PE71S6226](#)



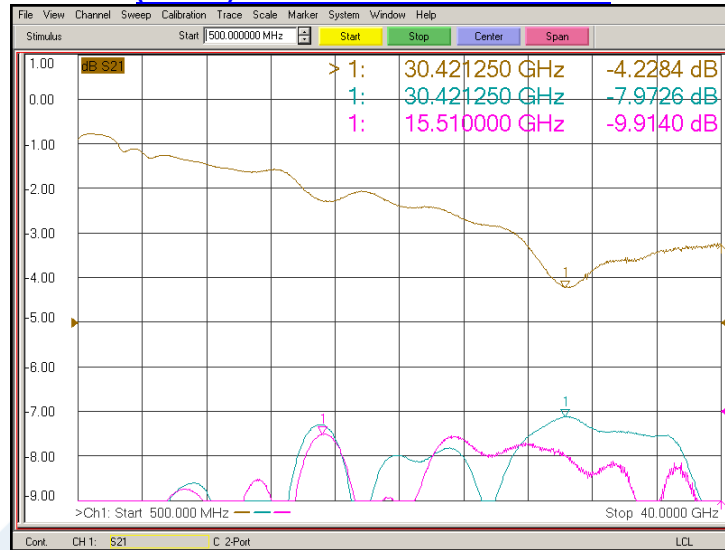


SPDT PIN Diode Switch Operating From 500 MHz to 40 GHz
Up to 0.1 Watts (+20 dBm) and Field Replaceable 2.92mm

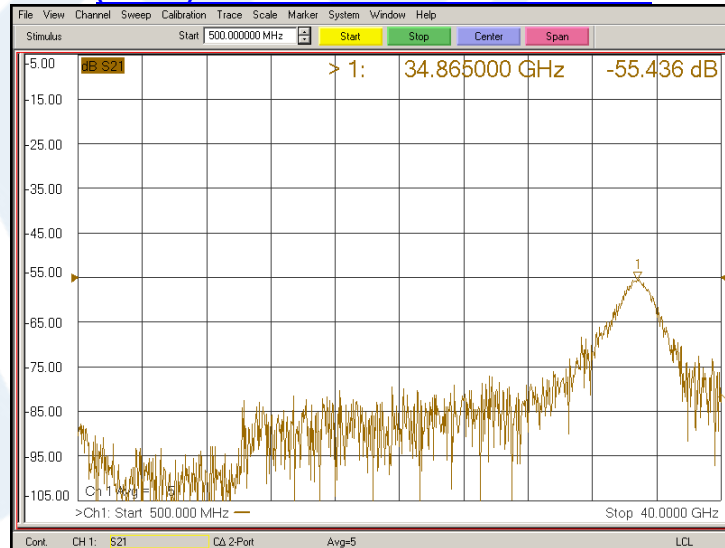
PIN Diode Switches Technical Data Sheet

PE71S6226

(J1 – J3) Insertion Loss and Return Loss



(J1 – J3) Isolation and Termination Return Loss



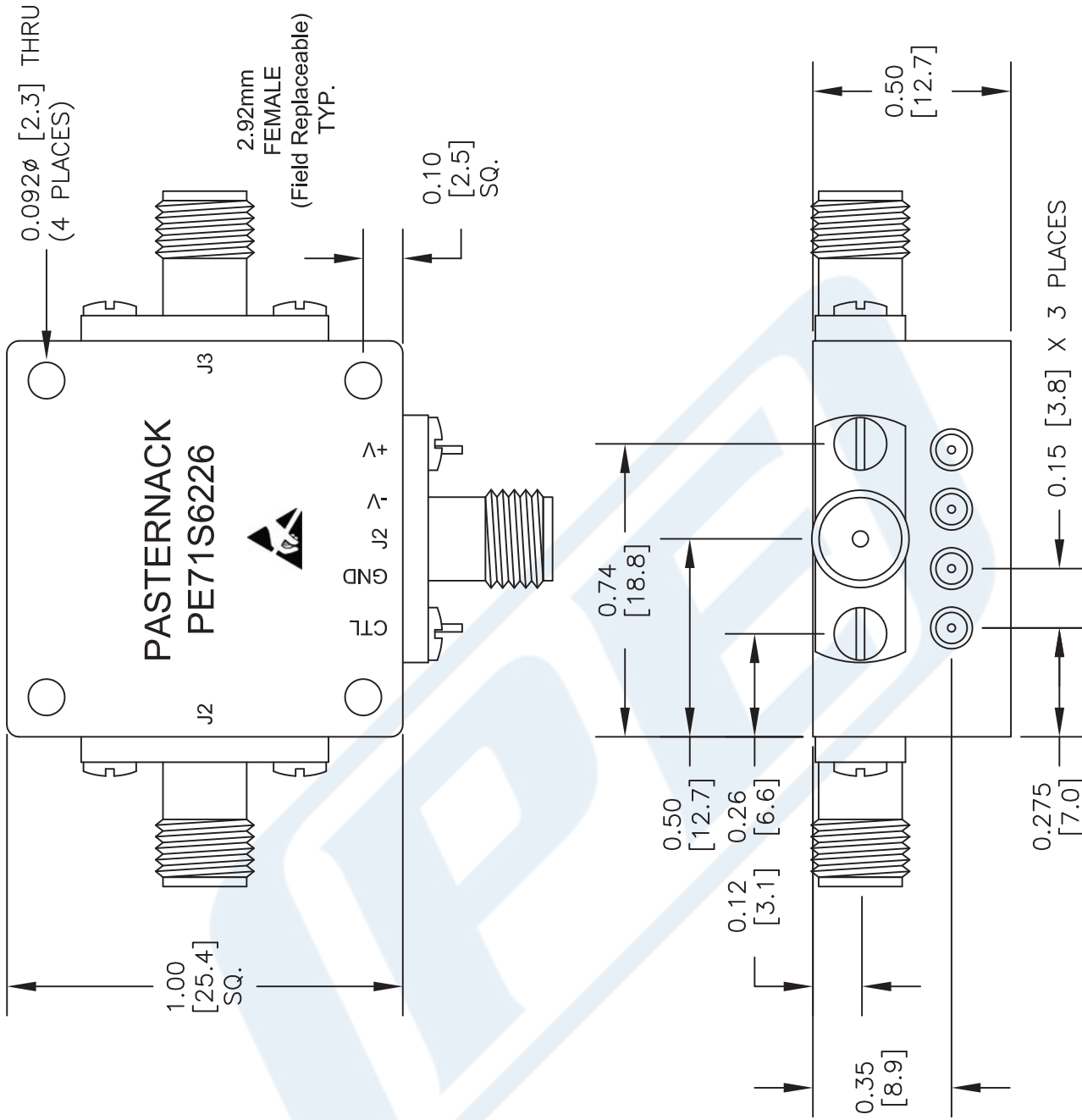
SPDT PIN Diode Switch Operating From 500 MHz to 40 GHz Up to 0.1 Watts (+20 dBm) and Field Replaceable 2.92mm from Pasternack Enterprises has same day shipment for domestic and International orders. Our RF, microwave and millimeter wave products maintain a 99% availability and are part of the broadest selection in the industry.

Click the following link (or enter part number in "SEARCH" on website) to obtain additional part information including price, inventory and certifications: [SPDT PIN Diode Switch Operating From 500 MHz to 40 GHz Up to 0.1 Watts \(+20 dBm\) and Field Replaceable 2.92mm PE71S6226](#)



PE71S6226 CAD Drawing

SPDT PIN Diode Switch Operating From 500 MHz to 40 GHz Up to 0.1 Watts (+20 dBm) and Field Replaceable 2.92mm



LOGIC TABLE		
CTL	J1-J2	J1-J3
0	ON	OFF
1	OFF	ON

ALL DIMENSIONS ARE IN INCHES.
 TOLERANCES:
 X.XX ±0.020
 X.XXX ±0.010

* THESE DIMENSIONS AND TOLERANCES SUPERSEDE NOTE #1 ON TITLE BLOCK.

PE PASTERNAK®
 THE ENGINEER'S RF SOURCE
 Pasternack Enterprises, Inc.
 P.O. Box 16759 | Irvine | CA | 92623
 Phone: (949) 261-1920 | Fax: (949) 261-7451
 Website: www.pasternack.com | E-Mail: sales@pasternack.com

DWG TITLE
PE71S6226

FSCM NO. 53919

CAD FILE 041916

SCALE N/A

SIZE A

2233

NOTES:
 1. UNLESS OTHERWISE SPECIFIED ALL DIMENSIONS ARE NOMINAL.
 2. ALL SPECIFICATIONS ARE SUBJECT TO CHANGE WITHOUT NOTICE AT ANY TIME.
 3. DIMENSIONS ARE IN INCHES [mm].